

No. 3

1st Depot Bn., E. O. Regt., C.E.F.

ORIGINAL

M. D. Depot Battalion Regiment

Regtl. No. 3056935.

PARTICULARS OF RECRUIT
DRAFTED UNDER MILITARY SERVICE ACT, 1917

(Class 1.)

- 1. Surname Haugh
2. Christian name John Roger
3. Present address 64 Melbourne St., Lindsay, Ont.
4. Military Service Act letter and number P. C. 925220.
5. Date of birth 10th January, 1897.
6. Place of birth Lindsay, Ont.
7. Married, widower or single S.
8. Religion Presbyterian
9. Trade or calling Machinist.
10. Name of next-of-kin James Frederick Haugh
11. Relationship of next-of-kin FATHER.
12. Address of next-of-kin 64 Melbourne St. Lindsay, Ont. (P.O. Box 65).
13. Whether at present a member of the Active Militia No.
14. Particulars of previous military or naval service, if any Nil.
15. Medical Examination under Military Service Act:—
(a) Place Lindsay (b) Date 13th Oct. 1917 (c) Category A.

DECLARATION OF RECRUIT

I, John Roger Haugh, do solemnly declare that the above particulars refer to me, and are true.

John R. Haugh (Signature of Recruit)

DESCRIPTION ON CALLING UP

Apparent age 20 yrs 10 mths.
Height 5 ft 8 1/2 ins.
Chest measurement fully expanded 37 ins.
range of expansion 5 ins.
Complexion Dark
Eyes Brown
Hair Brown

Distinctive marks, and marks indicating congenital peculiarities or previous disease.
Varicocele. small
Lt. side.

R. W. Smart Lt. Col.
O. C. 1st Depot Bn., E. O. Regt., C.E.F.
O. C. Depot Btl.
Regt.

Place Kingston Date 1st March, 1918.

# PARTICULARS OF RECRUIT ORATED UNDER MILITARY SERVICE ACT 1917

(Class 1)

1. Name of recruit **JOHN ROGER HENCH**

2. Full name **JOHN ROGER HENCH**

3. Present address **111, LINDSAY, ONT.**

4. Military service **1. C. 200233**

5. Date of birth **JOHN TANNERY, 1887.**

6. Place of birth **LINDSAY, ONT.**

7. Married, widower or single **S.**

8. Religion **Presbyterian**

9. Trade or calling **Child**

10. Name of employer **James Frederick H. Ltd.**

11. Relationship to employer **Employer**

12. Address **111, LINDSAY, ONT. (P.O. Box 55)**

13. Whether a member of the Armed Forces **Yes.**

14. Particulars of military or naval service **1st Lt.**

15. Medical examination under Military Service Act **Pass**

16. At present employed **Yes**

## DECLARATION OF RECRUIT

I, **JOHN ROGER HENCH**, do solemnly declare that the above particulars are true and are true to the best of my knowledge and belief.

(Signature of Recruit)

## DESCRIPTION ON CALLING UP

Particulars	Height	Build	Complexion	Eyes	Hair	Other
Age	25	Slender	Dark	Brown	Brown	
Weight	140	Slender	Dark	Brown	Brown	
Build		Slender	Dark	Brown	Brown	
Complexion		Slender	Dark	Brown	Brown	
Eyes		Slender	Dark	Brown	Brown	
Hair		Slender	Dark	Brown	Brown	
Other		Slender	Dark	Brown	Brown	

Depot Bill  
Regt.

Date: **January, 1918.**

REGIMENTAL DOCUMENTS

NAME

*Plough John Roger*

REGT. NO.

*305-6935*

UNIT

*1st NB Co R*

H. Q. FILE NO.

*1*

**CONTENTS**

DATE RECEIVED

TO WHOM FORWARDED

DATE FORWARDED

M. F. W. 2505  
REFERENCE

NON-EFFECTIVE BY

**S**

1 ATTESTATION PAPER (M.F.W. 23, 133, or 51)

*Nov 18-7-21*

CASUALTY FORM (M.F.W. 54 or A.F.B. 103)

*2h*

**M**

TRAINING HISTORY SHEET (M.F.W. 113)

1 FIELD CONDUCT SHEET (M.F.W. 178 or A.F.B. 122)

REGT. CONDUCT SHEET (M.B.W. 263 or A.F.B. 120)

COMPANY CONDUCT SHEET (M.F.B. 263A or A.F.B. 121)

MEDICAL HISTORY SHEET (M.F.B. 313 or A.F.B. 178)

DENTAL HISTORY SHEET (M.F.B. 465)

4 MEDICAL REPORT (M.F.B. 227 or A.F.B. 179)

MEDICAL EXAMINATION (M.F.W. 129)

TRANSFER CLOTHING STATEMENT (M.F.W. 97 or D.O.S. 2)

PROCEEDINGS, COURT OF INQUIRY (M.F.B. 303 or A.F.A. 2)

DECLARATION, COURT OF INQUIRY (M.F.B. 259 or A.F.B. 115)

LAST PAY CERTIFICATE (M.F.W. 44)

1 PROCEEDINGS ON DISCHARGE (M.F.W. 218 or A.F.B. 268)

PARTICULARS OF CHARACTER (A.F.W. 3226)

1 COPY OF PARCHMENT DISCHARGE CERTIFICATE (M.F.W. 39A)

*3 copies*  
*1 m 7 n 192*

*1 8122*  
*3 pay cards*

*1 m 7 n 192*

DEATH

Category

*RS 3/20/22*  
**14333**

DISCHARGE

Category

*Med. Unfit*

DESERTION

**H**



59th Pft.

Fill in only.—Unit, Number, Rank and Name.

M. F. W. 54. (A. F. B. 103.)

350M.—5-16  
H. Q. 1772-39-920.

# Casualty Form—Active Service.

Unit, Regiment or Corps 1st Depot Bn., E. O. Regt. C. E. F.

Regimental No. 3056935 Rank Pte Name Laugh John R.

Enlisted (a) 1/3/18 Terms of Service (a) C.E.F. Depot Service reckons from (a) 1/3/18

Date of promotion to present rank } Date of appointment to lance rank } Numerical position on roll of N. C. Os. }

Extended } Re-engaged } Qualification (b) Machineist

CANADIAN MILITARY HOSPITAL, BRAMSHOTT, HANTS. FURTHER MEDICAL TREATMENT INVALIDED TO CANADA FOR REPORT

Report Date	From whom received	Record of promotions, reductions, transfers, casualties, etc., during active service, as reported on Army Form B. 213, Army Form A. 36, or in other official documents. The authority to be quoted in each case	Place	Date	Remarks taken from Army Form B. 213, Army Form A. 36, or other official documents
-------------	--------------------	---	-------	------	---

Transferred From: Machine Gun Corps C.E.F. M.D. No. 2 Toronto, Ont. Machine Gun Corps D.O. Part II No. 90

Transferred to 2nd Depot Bn 2nd COR ad. S.O. 22-3-18

Embarked Canada Califat Aug. 2/18 A.M.T.

Arrived England Liverpool Aug. 15/18 "Penkin"

21.9.18 8th Res Bn Taken on Strength 8th Res Bn. Witley 15/8/18 D.O., Pt. 2 # 264

30-3-19 8th Res. S.O.S to 2nd COR D remaining in Witley 5-11-18 DO Part 2 # 89

7-4-19 2COR D S.O.S. from 8 Res Ripon 5-11-18 20-0. 80

W. Harris  
Lieut.  
ASST ADT FOR O.O. 8th CANADIAN RES. BN.  
Front file Records.  
I.O.R. Depot.

(a) In the case of a man who has re-engaged for, or enlisted into Section D. Army Reserve, particulars of such re-engagement or enlistment will be entered.  
(b) e.g. Signaller, Shoeing Smith, etc., etc., also special qualifications in technical Corps duties. [P.T.O.]

CLASSIFICATION FORM - ACTIVE SERVICE

Report		Record of promotions, reductions, transfers, casualties, etc., during active service, as reported on Army Form B. 213, Army Form A. 36, or in other official documents. The authority to be quoted in each case	Place	Date	Remarks taken from Army Form B-213, Army Form A. 36, or other official documents
Date	From whom received				
11/6/19		T.O.S. No. 2 District Depot, Part II, D.O. No. ....		176 A.M. Lurney	Major, O.C. Hospital Section, No. 2 District Depot.
		S.O.S. DIS.#2 D.D. 22nd December 1919 Pt. 11 D.O.#353		<i>[Signature]</i>	..... Capt. FOR O. G. No. 2 D. D.

THIS FORM WILL BE USED FOR ALL RANKS  
**MEDICAL HISTORY OF AN INVALID**

INSTRUCTIONS WHICH MUST BE READ BY MEDICAL OFFICERS

- In using this Form the "Instructions issued for the guidance of Medical Officers serving on Medical Boards" issued by the B.P.C. and instructions issued by Militia H.Q., Ottawa, will be carefully followed.
- The Medical Officer in charge of the case is responsible for the proper completion of Sections 1 to 17 of this Form and will obtain the signature of the invalid to the "Statement," page 3. The President of the Board of Medical Officers is responsible for the proper completion of sections reserved for recording the "Opinion of the Medical Board."
- In answering the questions, Medical Officers will carefully obtain and record the invalid's statements concerning his condition. They will distinguish observations made by themselves from hearsay. They will distinctly state the authority for statements not resulting from their personal observation; it must be made clear whether such statements are obtained from the invalid concerned, from witnesses, or from documents, Regimental or otherwise.
- Special care is required in answering question 9. Read the questions carefully. All questions must be answered.
- If space provided under any section is insufficient add another sheet. Such sheets must be initialled by the Medical Board.
- A note will be made of attached papers by the Medical Board under the section "Opinion of Medical Board."
- Under no circumstances may information other than that in sections 7, 8, 9 and 10 be communicated to the invalid, directly or indirectly.
- The nomenclature of diseases must be followed, if possible, as described in "List of Diseases" printed in the order in which they appear in the Annual Report on the Health of the Army, published in London (1915), by Messrs. Harrison & Sons.

STATION Bramshott DATE 5.4.19.

1. 1 (a) Unit P. Can. Res. (b) Regimental No. 3056935 (c) Rank Pte.  
 (d) Surname HAUGH (e) Christian name JOHN

(f) Home address LINDSEY ONT

(g) Next of Kin Mrs JAS. HAUGH (h) Relationship Mother.

(i) Address of Next of Kin 46 Melbourne Street Lindsey Ont

2. Age last birthday 22 Date of birth JAN 10. 1894.

3. Enlistment, or Appointment (if an Officer) (a) Place KINGSTON ONT (b) Date March 1-1918

4. Personal description:  
 (a) Height 5' 10 1/2 (b) Weight 155 lbs (c) Complexion Pale  
(stripped)

(d) Colour of hair Brown (e) Colour of eyes Brown (f) Identification marks, Scars, etc. Slight

Scar 1" long forming right angle with inner end of right eyebrow

5. Former trade or occupation Machinist

6. Service (The information should be secured from personal documents, but if documents are not available the invalid's statement may be taken and note must be made to that effect. Periods of service in Canada, England, France or elsewhere should be noted).

Years 1  
 RECEIVED  
 DEPT. OF SOLDIERS' CIVIL RE-ESTABLISHMENT  
 MAY 9 1921  
 "A" Unit  
5

	PERIODS	
	From	To
Canada	March 1-1918	Aug 4. 1918
England	Aug 4 - 1918	date
France or other theatres of War	nil	nil.

INVALIDATED TO CANADA FOR  
 FURTHER MEDICAL TREATMENT  
 HOSPITAL REPRESENTATIVE,  
 CANADIAN MILITARY HOSPITAL, BRAMSHOTT

Blakman Y

7. Original disease, or injury Lobar Pneumonia (LEFT)

(a) Date of origin Nov 4/1918 (b) Place of origin England

(c) Cause Etiology

8. Present disability— (Here state the exact nature of the disability resulting from the disabling conditions: e.g. (a) Weakness, moderate marked, etc; (b) Loss, complete or partial, of an organ or member, or of its functions; (c) Necessity for rest of the body, or of some of its parts for therapeutic reasons; (d) Any other restrictions in choice of occupation.)

- 1 Pleurisy LEFT 1. Diminution of Respiratory Power (marked)
- 2 Pericarditis 2 Impaired Cardiac Action (moderate)

9. Present condition—(a) (Before completing this section the invalid should be stripped, and subjected to a thorough physical examination. Important, to be a full description of the present disabling condition, or conditions only. "History" must be recorded in Section 10. Describe all abnormalities, anatomical and functional, contributing to present disability; objective findings to be stated first, then subjective findings.)

1. Man looks delicate and appears worn out with long illness. His upper limit of hepatic dulness in right nipple line is at the level of 7<sup>th</sup> intercostal space. Pleura is dull at region of left base, but does not give idea of presence of fluid. Breath sounds are heard over area of dulness. No accompaniments are heard. Temp. remains about 100°F. Cardiac & Pleural dulness fuse.

2. Cardiac dulness is increased downwards and to the left; it fuses with dulness in left pleura. Apex beat is displaced outwards.

1 & 2. Man states "I eat well, sleep well, cough slightly and expectorate very little; I do not have cold sweat at night and no fainting or shortness of breath. Lying here I feel to be in almost as good condition as before present illness". This statement in reply to questions

(b) Has the invalid now any affection of the following systems, not described in Section 9 (a) above? (Answer Yes or No.—if the answer to any part is Yes, give a brief description of the present condition.)

- Nervous System No Cardio-Vascular System No Genito-Urinary System No  
(If pulse rate is abnormal, B. P. will be taken.) (Albumen and Sugar will be excluded.)
- Special Senses No Respiratory System No Integumentary System No
- Disturbances of Mentality No Digestive System No Muscular System No
- Osseous and Joint Systems No Any other general condition No

Continued Report by Major W. Kempie Officer-in-Chief Medical Cases No. 12 Can Gen Hosp. "The marginally noted man who is a patient in this Hosp. suffering from pericarditis with effusion and pleurisy - effusion is now fit to be invalided to Canada as a stretcher case" (nac: margin is No. 3056955 Sgt. (hon.) E. J. (m. Remscheid))

10. (a) History (of the condition referred to in Section 9 (a).) I and II (Copied from case sheet.)  
 Admitted to Hosp. 4/1/18 with history of pneumonia of three weeks duration  
 5/1/18 Aspiration of 50 ccs from left Pleura. 19/1/18 Aspiration of 40 ccs from left Pleura  
 19/12/18 3 ccs withdrawn. 6/1/19 7 ccs withdrawn. 15/2/19 Dulness at left base to 1" below angle of scapula; breath sounds diminished; vocal fremitus diminished, pulsations and weak; no cardiac murmur; apex beat displaced to left and cardiac dulness enlarged to right. Cardiac dulness fuses with dulness at left base 26/2/19 Man very pale and of distressed appearance. Dulness increased.  
 10/3/19 Heart sounds heard fairly well; cardiac dulness slightly smaller.  
 22/3/19. 29/3/19. 31/3/19 No change in degree of cardiac dulness or extent.  
 Tubercle bacillus not found at any stage of disease. Lymphocytes in pleural fluid. No organisms



10 Give a complete history, as obtained from invalid, with dates of origin, of any affection from which the invalid, has suffered either prior to enlistment, and not included in Section 10 (a.)

*228* *228* *Nil*

(c) (Here give a description of wounds, scar, and deformities.

*Slight scar one inch in length forming right angle with inner end of right eyebrow*

11.-(a) Did the disabling condition have its origin before enlistment?

(b) If so, has it been aggravated by Service? (If aggravated, give a description, as far as it is possible to do so, of the disabling condition at time of enlistment.)

*(a) 1. No (b) n-a*  
*(c) 2. No (d) n-a*

12. Was the disability caused, or aggravated; (a) by intemperance, or improper conduct; or (b) by unreasonable refusal to accept treatment? *1. No 2 No*

The regimental documents will be referred to. (If the answer is in the affirmative, state in percentages, to what extent the patient is incapacitated by that causation or aggravation. In answering this question, conduct sheets should be considered. If treatment has been refused, the circumstances surrounding the refusal should be described on page 4.)

13. What is the probable duration, in months, of the disability or of each of the disabling conditions, if there is more than one? *1. Six months 2 Six months*

14. Treatment (Case reports, general or special, should be secured and attached where possible.)

*England No 2 Canadian Gen Hosp Brampton  
Connaught-Hospital Aldershot.*

15. Is further treatment in hospital, convalescent home, etc., likely to be of material benefit? (If the answer is "yes" state nature of treatment required and probable duration)

*Yes*

16. Can the former trade or occupation be resumed? (If not, briefly state why) *No*

17. Recommendations.

*Invalid to Canada*

*M. Remers Capt-came*  
Medical Officer by whom the case is brought forward.

STATEMENT OF THE INVALID

(Sections 7, 8, 9 and 10 are to be read to the invalid and either "satisfied" or "not satisfied" struck out).

I, the undersigned *JOHN R. HAUGH* have heard the description of my disability and present condition read, and am satisfied (~~or not satisfied~~) with it. (If dissatisfied, statement should follow.)

I complain in addition of.....

*Pte John R Haugh* Rank.  
Signature of invalid examined.

OPINION OF THE MEDICAL BOARD

18. Does the Board concur with the preceding report? If not, give differing opinions, with reasons number of the answer criticised.

yes

19. Is the invalid fit for

- (a) General service, (Category A) (Yes or No.) *no*
- (b) Service abroad, not general service, ( " B) (Yes or No.) *no*
- (c) Home service (Canada only), ( " C) (Yes or No.) *no*
- (d) Temporarily unfit. ( " D) (Yes or No.) *yes DT*
- (e) Unfit for service in Categories A, B and C ( " E) (Yes or No.) *no*

20. It is certified that the invalid

(a) Does require treatment. (Give the nature of the condition and of the treatment required and its probable duration.)

*yes* *acute hepatitis* *prop* *4 mos*

- (b) Does not require treatment.
- (c) Should pass under his own control.
- (d) Should not pass under his own control. (Strike out condition not applicable.)

21. It is recommended that the invalid be discharged. (When not for discharge add special recommendation.)

*that the patient be invalided to Canada*

Before signing the President of the Medical Board will read the statement signed by the invalid and differing opinions regarding Sections 7, 8, 9 and 10, as recorded in Section 18, to the invalid and if no change is indicated, will initial the statement. If, as a result of differing opinions regarding Sections 7, 8, 9 and 10 only, recorded in Section 18, the invalid is dissatisfied with the statement previously made, remarks of the Medical Board will be added here.

PLACE *Brampton*

*J. J. Mackenzie* Major *Stuart* Members  
President.

DATE *17/4/19*

TO BE COMPLETED WHEN TREATMENT IS REFUSED

I, the undersigned.....understand the nature of the treatment which it is recommended that I should undergo and refuse to accept it.

Witness..... Signed.....  
Should the refusal of the invalid to accept treatment appear to be unreasonable, or should he decline to sign this statement the Board of medical officers should so state.

PLACE.....

.....President.  
.....Members

DATE.....

APPROVED BY *J. C. L. Sheehan*  
Assistant Director of Medical Services.

APPROVED BY  
Director-General of Medical Services.

DATE *20.4.19*

DATE.....

# MEDICAL HISTORY OF AN INVALID

INSTRUCTIONS WHICH MUST BE READ BY MEDICAL OFFICERS

- In using this Form the "Instructions issued for the guidance of Medical Officers serving on Medical Boards" issued by the B.P.C. and instructions issued by Militia H.Q., Ottawa, will be carefully followed.
- The Medical Officer in charge of the case is responsible for the proper completion of Sections 1 to 17 of this Form and will obtain the signature of the invalid to the "Statement," page 3. The President of the Board of Medical Officers is responsible for the proper completion of sections reserved for recording the "Opinion of the Medical Board."
- In answering the questions, Medical Officers will carefully obtain and record the invalid's statements concerning his condition. They will distinguish observations made by themselves from hearsay. They will distinctly state the authority for statements not resulting from their personal observation; it must be made clear whether such statements are obtained from the invalid concerned, from witnesses, or from documents, Regimental or otherwise.
- Special care is required in answering question 9. Read the questions carefully. All questions must be answered.
- If space provided under any section is insufficient add another sheet. Such sheets must be initialed by the Medical Board.
- A note will be made of attached papers by the Medical Board under the section "Opinion of Medical Board."
- Under no circumstances may information other than that in sections 7, 8, 9 and 10 be communicated to the invalid, directly or indirectly.
- The nomenclature of diseases must be followed, if possible, as described in "List of Diseases" printed in the order in which they appear in the Annual Report on the Health of the Army, published in London (1915), by Messrs. Harrison & Sons.

STATION St Andrews DATE Dec 13/19

1. 1 (a) Unit 2nd D (b) Regimental No. 3056935 (c) Rank Pt  
 (d) Surname HAUGH (e) Christian name John Roger  
 (f) Home address Lindsay Crst  
 (g) Next of Kin Mrs J. H. Haugh (h) Relationship mother  
 (i) Address of Next of Kin Lindsay Crst

2. Age last birthday 22 Date of birth Jan 10 1897

3. Enlistment, or Appointment (if an Officer) (a) Place Kingston Crst (b) Date March 1/18

4. Personal description:  
 (a) Height 5' 10 1/2" (b) Weight 130 (c) Complexion Fair  
(stripped)  
 (d) Colour of hair Dark brown (e) Colour of eyes Brown (f) Identification marks, Scars, etc. Small scar on forehead just above nose  
of pea small of back in mid-line. Semilunar scar

5. Former trade or occupation machinist

6. Service (The information should be secured from personal documents, but if documents are not available the invalid's statement may be taken and note must be made to that effect. Periods of service in Canada, England, France or elsewhere should be noted).	Years	Days
	<u>1 9/12</u>	<u>13</u>

	PERIODS	
	From	To
Canada	<u>March 1/18</u>	<u>Aug 4/18</u>
England	<u>Aug 4/18</u>	<u>present</u>
France or other theatres of War		

7. Original disease, or injury PLEURISY

(a) Date of origin Mar 4/18 (b) Place of origin England  
 (c) Cause Exposure due to service

8. Present disability— (Here state the exact nature of the disability resulting from the disabling conditions: e.g. (a) Weakness—slight, moderate, marked, etc; (b) Loss, complete or partial, of an organ or member, or of its functions; (c) Necessity for rest of the body, or of some of its parts, for therapeutic reasons; (d) Any other restrictions in choice of occupation.)

Partial loss function Respiratory System

9. Present condition— (a) (Before completing this section the invalid should be stripped, and subjected to a thorough physical examination. Important, to be a full description of the present disabling condition, or conditions only. "History" must be recorded in Section 10. Describe all abnormalities, anatomical and functional, contributing to present disability; objective findings to be stated first, then subjective findings.)

(1) Objective: See Lt. Col. Elliott's report Nov. 24/19

(2) Subjective:

(1) Shortness of breath on exertion

(2) Pain in right <sup>& left</sup> chest at times aggravated by coughing

(b) Has the invalid now any affection of the following systems, not described in Section 9 (a) above? (Answer Yes or No.—if the answer to any part is Yes, give a brief description of the present condition.)

Nervous System... No Cardio-Vascular System... No Genito-Urinary System... No  
Special Senses... No Respiratory System... No Integumentary System... No  
Disturbances of Mentality... No Digestive System... No Muscular System... No  
Osseous and Joint Systems... No Any other general condition... No

10. (a) History (of the condition referred to in Section 9 (a).)

patient... Oct. 1918 when in England taken ill with acute pleurisy in left side with effusion. On Nov. 4, 1918, 3-30 c.c. fluid removed from left chest, aspiration repeated six times. In Feb. 1919 developed pericarditis which had cleared up in May. at which time he developed pleurisy with effusion on right side. 37 c.c. of fluid aspirated June 25, 1919. Admitted to B. T. Hospital June 26/19. On Oct one quart of fluid aspirated from R. chest. X-Ray showed signs of slight amount of fluid still present. Patient has been aspirated twice in last two weeks with poor results only able to obtain a few c.c.

10.—(b) (Here give a complete history, as obtained from invalid, with dates of origin, of any affection from which the invalid, has suffered either prior to or since enlistment, and not included in Section 10 (a).)

Mumps & Scarlatina } In childhood, no complications

(c) (Here give a description of wounds, scars and deformities.)

See (4)

11.—(a) Did the disabling condition have its origin before enlistment? No

(b) If so, has it been aggravated by Service? (If aggravated, give a description, as far as it is possible to do so, of the disabling condition at time of enlistment.)

No

12. Was the disability caused, or aggravated; (a) by intemperance, or improper conduct; or (b) by unreasonable refusal to accept treatment? No

The regimental documents will be referred to.

(If the answer is in the affirmative, state in percentages, to what extent the patient is incapacitated by that causation or aggravation. In answering this question, conduct sheets should be considered. If treatment has been refused, the circumstances surrounding the refusal should be described on page 4.)

13. What is the probable duration, in months, of the disability or of each of the disabling conditions, if there is more than one? One year

14. Treatment (Case reports, general or special, should be secured and attached where possible.)

England 9 months  
Canada 6 "

15. Is further treatment in hospital, convalescent home, etc., likely to be of material benefit? Yes  
(If the answer is "yes" state nature of treatment required and probable duration)

16. Can the former trade or occupation be resumed? No  
(If not, briefly state why)

17. Recommendations Discharge to S & R as in future for sanitarium treatment very unfit for further military service

D. J. Davis Capt  
Medical Officer by whom the case is brought forward.

STATEMENT OF THE INVALID

(Sections 7, 8, 9 and 10 are to be read to the invalid and either "satisfied" or "not satisfied" struck out).

I, the undersigned, have heard the description of my disability and present condition read, and am satisfied (or not satisfied) with it. (If dissatisfied, statement should follow.)

I complain in addition of nil

[Signature]

Pte J. R. Haugh Rank.  
Signature of invalid examined.

OPINION OF THE MEDICAL BOARD

18. Does the Board concur with the preceding report? If not, give differing opinions, with reasons, quoting the number of the answer criticised.

*We concur.*

19. Is the invalid fit for

- (a) General service, (Category A) (Yes or No.)
- (b) Service abroad, not general service, (B) (Yes or No.)
- (c) Home service (Canada only), (C) (Yes or No.)
- (d) Temporarily unfit. (D) (Yes or No.)
- (e) Unfit for service in Categories A, B and C (E) (Yes or No.)

20. It is certified that the invalid

(a) Does require treatment. (Give the nature of the condition and of the treatment required and its probable duration.)

*J. W. S. C. R. as in Patient for Sanatorium Treatment*

- (b) Does not require treatment.
- (c) Should pass under his own control.
- (d) Should not pass under his own control. (Strike out condition not applicable.)

21. It is recommended that the invalid be discharged. (When not for discharge add special recommendation.)

*We recommend that he be Discharged as medically unfit for service. to W.S.C.R. as in Patient*

Before signing the President of the Medical Board will read the statement signed by the invalid and differing opinions regarding Sections 7, 8, 9 and 10, as recorded in Section 18, to the invalid and if no change is indicated, will initial the statement. If, as a result of differing opinions regarding Sections 7, 8, 9 and 10 only, recorded in Section 18, the invalid is dissatisfied with the statement previously made, remarks of the Medical Board will be added here.

PLACE *St. Andrew's Sp Toronto* \_\_\_\_\_ President.

DATE *Dec 15 1919* \_\_\_\_\_ } Members

*J. P. Edmister Capt*

TO BE COMPLETED WHEN TREATMENT IS REFUSED

I, the undersigned.....understand the nature of the treatment which it is recommended that I should undergo and refuse to accept it.

Witness..... Signed..... Should the refusal of the invalid to accept treatment appear to be unreasonable, or should he decline to sign this statement the Board of medical officers should so state.

PLACE..... President

DATE..... } Members

APPROVED BY \_\_\_\_\_ APPROVED BY \_\_\_\_\_

*Assistant Director of Medical Services.* *Director-General of Medical Services.*

DATE..... DATE.....

# CASE HISTORY SHEET.

St. Andrew's Military Hospital.

Toronto.

Station.

No. 3036935 Rank Pvt. Name Hough, Jno. Age 22


Unit 42 D.D. Completed years of service 0. <sup>Where and how long</sup> 5/18, E-11/2.

Date of admission 26-6-19. Date of discharge FEB 19 1920

Diagnosis Pleurisy. Place of origin 4-11-19. England.

## CONDITION ON ADMISSION AND PROGRESS OF CASE

Breath sounds heard ant. & some of ripples. Well heard inter-seapulae. Pulser ripple in pleura there is absolute dullness & absent breath sounds





# CASE HISTORY SHEET.

St. Andrew's Military Hospital. Toronto, Station.  
 No. 3036935 Rank Pvt. Name Haugh, Jno. Age 22  
 Unit #2 D.D. Completed years of service 0 Where and how long } C. 5/18, 8-11/8.  
 Date of admission 26-6-19. Date of discharge FEB 19 1920  
 Diagnosis Pleurisy. Place of origin 4-11-18, England.

CONDITION ON ADMISSION AND PROGRESS OF CASE

Report Lt Col Elliott Sept 27/19.  
 Rt chest smaller than left with drooping of shoulder & nipple lower, practically no movement above in full inspiration. Rt base moves less than left. Slight scoliosis & left mid dorsal. Subcostal angle about 30° P.M. Diffuse in 5<sup>th</sup> space.  
 Resonance slightly impaired Rt clavicle Rt apex narrowed. Distant dullness Rt side beginning 4<sup>th</sup> rib flat at 5<sup>th</sup> in ant. Ax. line. Some posteriorly. Marked impairment at level of spine of scapula becoming flat at 6<sup>th</sup> rib. Lower border of left larynx slightly higher than normal and more very little.  
 Recommended to place for fluid return Monday.

Oct 16/19. Respiration: Nearly one quart of straw colored fluid removed.

Oct 20/19. Patient quite pale; gummy  
 (Tuberculosis, mental or nervous diseases.) slightly in weight. Expansion of Rt chest limited. Vocal tremor decreased below 4<sup>th</sup> rib in front, in whole axilla & over all Rt side post. more marked below spine of scapula.

TREATMENT.  
 (Especially any specific or special form) Slight impairment resonance left axilla. Flat note in Rt axilla & post. below spine of scapula, and some impairment above this to apex. Rt apex narrowed. Some expectoration in left axilla which appear

CONDITION ON DISCHARGE.  
 (and disposal made of case.) faintly superficial. Very distant breath sounds over area of impaired resonance. Apex displaced slightly to left.

Date..... Medical Officer i/c case.

LIBRARY SHEET

~~SECRET~~

*[Faint, illegible handwritten text, possibly bleed-through from the reverse side of the page]*

# CASE HISTORY SHEET.

SPADINA MILITARY Hospital. TORONTO Station.  
 No. 3056935 Rank Pte Name HOUGH, John Age 32  
 Unit #2 D.D. Completed years of service <sup>Where and how long</sup> C. 5/12 E. 11/12 F. nil  
 Date of admission 22-6-19 Date of discharge \_\_\_\_\_  
 Diagnosis Pleurisy; pericarditis Place of origin \_\_\_\_\_

CONDITION ON ADMISSION AND PROGRESS OF CASE Adm. from Clearing Depot

23.6.19. History of Case.

pleurisy left. Diminution of respiratory power (marked) & pericarditis. Impaired cardiac action moderate  
 man looks hepatic and appears worn out with long illness. In upper limit of hepatic dullness in right hypochondrium is at the level of 17th interspace. Pleurisy dull region of left base but does not give sides of presence of fluid. Breath sounds are heard over area of dullness no accompaniments are heard. Temp remains about 100 deg F. Cardiac pleural dullness pure subjective. Area of larger cardiac dullness is increased downward and to the left it fuses with dullness in left pleura apex beat is displaced outwards. 1 & 2. Subjective complains, I eat well sleep well cough slightly and expectorate very little. I do not have cold sweats at night and no fainting or shortness of breath.

FAMILY HISTORY My mother I feel to be in all respects good condition as before present illness to her statement in reply to question admitted to hospital 4-11-18 with history of pneumonia of 3 weeks duration 5-11-18

TREATMENT aspiration of 50 cc from left pleura 19-11-18 aspiration of 40 cc from left pleura 19-12-18-3 withdrawal 6-1-19-73 with drawn 15-2-19 Dullness at left base to 1; below angle of scapula breath sounds diminished & local fremitus diminished. Pulses and weak no cardiac murmurs

CONDITION ON DISCHARGE apex beat displaced to left and cardiac dullness enlarged to right due to pericardial effusion. Cardiac dullness fuses with dullness at left base 26-2-19

Date \_\_\_\_\_ Medical Officer i/c case.

*E. Brough*  
Capt

Faint header information including dates and reference numbers, such as "1880" and "1881".

Main body of the document containing several paragraphs of extremely faint, illegible handwriting.

# CASE HISTORY SHEET.

Hospital.

Station.

No. Rank Name Age

Unit Completed years of service <sup>Where and how long</sup>

Date of admission Date of discharge

Diagnosis Place of origin

## CONDITION ON ADMISSION AND PROGRESS OF CASE

~~man~~ very pale and distressed appearance  
dullness increased 10-3-19. Heart sounds  
heard fairly well cardiac dullness  
slightly smaller 22-3-19 & 29-3-19.  
31-3-19 No change in degree of cardiac  
dullness or extent. Tubercle bacillus  
not found at end stage of disease.  
lymphocytes in pleural fluid and  
organism  
24.6.19. Still has profuse effusion pleuritic  
R. side, with dilated heart.  
Major. Whistle saw him today, and  
recommended aspiration and transfer  
to St. Andrews. C.A.H.  
25.6.19. albuminuria - Reaction alk.  
otherwise normal.  
aspirated 3x of straw colored, slightly  
turbulent fluid. Sent for Lab. exami-  
26.6.19 Patient breathing easier. C.A.H.  
FAMILY HISTORY. Tachycardia marked  
(Tuberculosis, mental or nervous disease)  
Transfer to St. Andrews - stretcher  
C.A.H.

## TREATMENT

(Especially any specific or special form)

## CONDITION ON DISCHARGE

(and disposal made of case.)

Date

Medical Officer i/c case.

1900

Date of birth

Date of death

*[Faint, illegible handwriting in cursive script, likely bleed-through from the reverse side of the page. The text is too light to transcribe accurately.]*

1911

1912

1913

1914

1915

1916

1917

1918

1919

# CASE HISTORY SHEET.

St. Andrew's Military Hospital.

Toronto,

Station.

No. 3036935 Rank Pte. Name Haugh, Jno. Age 22

Unit #2 D.D. Completed years of service C. 5/12, E-11/2. Where and how long

Date of admission 26-6-19. Date of discharge FEB 19 1920

Diagnosis Pleurisy. Place of origin 4-11-19. England.

CONDITION ON ADMISSION AND PROGRESS OF CASE

Along lower border of left lung front & back a few dry crackles are audible on inspiration. Expansion left lung 1 1/2". Down right side of chest & sternum there is a distinct pleural friction rub.

Circulatory System: Pulse running & somewhat irregularly compressed. Rise sudden, not well sustained, fall sudden.

Præcordium: There is a diffuse pulsation in 4<sup>th</sup> & 5<sup>th</sup> interspaces in region of nipple & below & slightly external. No thrills. Left area of dullness increased to left, extending 1/2 inch beyond nipple line. This outer limit of dullness corresponds with apex beat, & upper limit curves in towards normal. Rt area of præcordial dullness not outlined. There is a præcordial or pleuro-præcordial friction audible in 2<sup>nd</sup> Rt interspace when he holds his breath. Heart sounds are not of good quality, but are not distant. No murmurs.

FAMILY HISTORY

(Tuberculosis, mental or nervous diseases.)

no murmurs -

Alimentary System: Bowels obstinate, had to take liquid paraffin once daily for last two or three months - Appetite just fair.

TREATMENT

(Especially any specific or special form.)

Genito-Urinary System: Complains that he does not micturate more than three times a day. Urinalysis amber acid with albumen.

CONDITION ON DISCHARGE

(and disposal made of case.)

Treatment: watch fluid; salts. Rest. June 28/19 Major Throst Report: Consents with above report. Dullness & crepitation at left base.

Date.....

*W. J. O'Connell*  
Medical Officer i/c case.

THE HISTORY OF

St. Andrew's Military Academy, Toronto,

3000225

43 P. 2.

186-2-19.

Electricity.

[Faint, illegible handwriting covering the majority of the page]



# CASE HISTORY SHEET.

St. Andrew's Military Hospital.

Toronto,

Station.

No. 3036935 Rank Pte. Name Haugh, Jno. Age 22

Unit #2 D.D. Completed years of service C. 5/12, E-11/2. Where and how long

Date of admission 26-6-19. Date of discharge FEB 19 1920

Diagnosis Pleurisy. Place of origin 4-11-19. England.

CONDITION ON ADMISSION AND PROGRESS OF CASE

3.7.19.

Condition about the same as described above. Patient not in much distress, breathing fairly easily. Pulse still running and easily compressed. 14 P.M.

July 10/19 Patient feeling comfortable; temp fluctuating between 98 & 100° rising in p.m. Expansion RT side limited, intercostal spaces filled out RT side. vocal fremitus increased above 5<sup>th</sup> rib right side in front with hyper-resonance & prolonged expiration. Below line extending from 6 Cost. Sterna RT side & Ant Ax. Hold there is absolute flatness with loss of vocal fremitus & resonance & breath sounds. Dullness below spine scapula behind & prolonged expiration & increased fremitus above this. Below typical signs of fluid pleurothoracic dullness just passes thro' ruffly. Tactile diminished.

July 12/19: Vocal fremitus increasing over front & back also vocal resonance. Resonance in (Tuberculosis, mental or nervous diseases.) less impaired, upper limit being at 14<sup>th</sup> rib in front. Breath sounds less distinct. General condition of patient good.

July 20/19: Bowels regular with salts; still running. TEMPERATURE intermittent Temp; appetite good; sleeping well; no other dyspnoea; expansion still limited somewhat RT side, dullness in axilla & behind to spine. Increased fremitus & resonance, altho more marked than last day. fremitus still RT side in front above 14<sup>th</sup> rib & somewhat in axilla. Few moist

CONDITION ON DISCHARGE, July 29/19. expirations at base of RT lower lobe. Deflection of pinnas less on RT side. Vocal fremitus becoming more marked RT side. Resonance less impaired. Breath sounds more distinctly heard.

Date.....

*W. Dennis Capt*  
Medical Officer i/c case.

38

3.7.19

*[Faint, mostly illegible handwritten text, likely bleed-through from the reverse side of the page. The text appears to be organized into several paragraphs or sections, with some words and phrases being more legible than others.]*

*[A small, irregular piece of yellowish tape or paper is stuck to the page, partially covering some of the text.]*

# CASE HISTORY SHEET.

St. Andrew's Military Hospital.

Toronto,

Station.

No. 3036935 Rank Pte. Name Haugh, Jno. Age 22

Unit #2 D.D. Completed years of service C. 5/12, E-11/2 Where and how long

Date of admission 26-6-19. Date of discharge FEB 19 1920

Diagnosis Pleurisy. Place of origin 4-11-19. England.

CONDITION ON ADMISSION AND PROGRESS OF CASE.

Aug 3/19 - Patient color much improved; pulse slower & of better volume; Temp no longer irregular. Definite expansion Rt side. Vocal fremitus decreased in axilla & Rt side behind. Dullness above Rt 10th rib in front. Resonance still markedly impaired behind & in Rt axilla. Faint pectoral along Rt side sternum above 11th rib. Expectoration prolonged here, and done 8 6th rib & slightly in axilla. Breathing faint & dulcated behind up & space of scapulae.

Aug 18/19; Patient has not much cough; slight expectoration; no night sweats; Temp now remaining along at normal level. Expansion right side still limited. Impairment resonance still marked below Rt nipple, in axilla & below spine scapulae. Also some impairment over left base. Fine crepitant rales heard over right base behind & in axilla. Also over left base post extending around to axillary line. The rales appear fairly close to ear. Color is somewhat improved. Pulse regular.

FAMILY HISTORY

(Tuberculosis, mental or nervous diseases)

over left base post extending around to axillary line. The rales appear fairly close to ear. Color is somewhat improved. Pulse regular.

Aug 28/19. Fine concentrated sputum analysis Negative

TREATMENT

(Especially any specific or special form.)

Aug. 28/19 Sputum neg  
 Aug 29 & 30 Sputum negative  
 Sept 1/19 T.B. absent  
 Sept 3-4-5 T.B. absent  
 Sept 9 T.B. absent

CONDITION ON DISCHARGE

(and disposal made of case.)

Date.....

*W. J. Davis*  
 Medical Officer i/c case. *Inf*

DATE: \_\_\_\_\_

NAME: \_\_\_\_\_

ADDRESS: \_\_\_\_\_

CITY: \_\_\_\_\_

STATE: \_\_\_\_\_

ZIP: \_\_\_\_\_

PHONE: \_\_\_\_\_

TELETYPE: \_\_\_\_\_

FAX: \_\_\_\_\_

EMAIL: \_\_\_\_\_

WEBSITE: \_\_\_\_\_

OTHER: \_\_\_\_\_

REMARKS: \_\_\_\_\_

\_\_\_\_\_

\_\_\_\_\_

\_\_\_\_\_

\_\_\_\_\_

\_\_\_\_\_

\_\_\_\_\_

\_\_\_\_\_

\_\_\_\_\_

\_\_\_\_\_

\_\_\_\_\_

\_\_\_\_\_

\_\_\_\_\_

\_\_\_\_\_

\_\_\_\_\_

\_\_\_\_\_

\_\_\_\_\_

\_\_\_\_\_

\_\_\_\_\_

\_\_\_\_\_

\_\_\_\_\_

\_\_\_\_\_

\_\_\_\_\_

\_\_\_\_\_

\_\_\_\_\_

\_\_\_\_\_

\_\_\_\_\_

\_\_\_\_\_

\_\_\_\_\_

\_\_\_\_\_

\_\_\_\_\_

\_\_\_\_\_

\_\_\_\_\_

# CASE HISTORY SHEET.

Hospital St. Andrew's Military Station Toronto,  
 No. 3036935 Rank Pte. Name Haugh, Jno. Age 22  
 Unit #2 D.D. Completed years of service 0. 5/12, E-11/2. FEB 19 1920  
 Date of admission 26-6-19. Date of discharge 4-11-19.  
 Diagnosis Pleurisy. Place of origin England.

CONDITION ON ADMISSION AND PROGRESS OF CASE.

Sept. 11/19. At noon patient began to have pain about umbilicus, later became general but worse at umbilicus. At 3.45 patient vomited.

Exam: Temp normal; pulse 100; slight tenderness about umbilicus and over McBurney's point. Slight rigidity of Rt. Reclus  
 W.B.C. 9,800.

Sept. 12/19. Patient vomited about 6.30 p.m. and three times during the night. Patient now has sort of unsettled feeling over stomach. There is slight tenderness on both sides of abdomen about umbilicus. Some slight rigidity Rt. side.

Sept. 13/19. Exam: S.G. 103.8; acid; albt. seg. rigidity  
 W.B.C. 8000.

Sept. 20/19. Deficient expansion Rt. chest. Vocal Resonance decreased below 4<sup>th</sup> rib in front & below spine scapula behind. Some impairment resonance

FAMILY HISTORY Rt. apex. Impairment below 4<sup>th</sup> rib in front. (Tuberculosis, mental or nervous diseases.) in oblique line from 6<sup>th</sup> D upper end of Ant. Ax. line. Resonance impaired all over Rt. side being increasing from above down. Odd expiratory rale over left

TREATMENT Rt. apex and beneath clavicle down 4<sup>th</sup> rib, which appear to be of pleural origin. Also cough moist expectations of Pleural origin in Rt. axilla. Breath sounds distant over area of impaired resonance, increasing in intensity from base up behind.

CONDITION ON DISCHARGE

(and disposal made of case.)

Date.....

*D. J. Dams*  
 Medical Officer i/c case.

*[Faint, illegible handwriting covering the main body of the page]*

*[Handwritten mark or signature]*

*[Handwritten notes or signatures at the bottom of the page]*

# CASE HISTORY SHEET.

D-4

Pres  
S.

A-1

St Andrews Hospital. Toronto Station.

No. 3036 935 Rank Pte Name Haugh John Age 22

Unit 288 Completed years of service } <sup>Where and how long</sup> 6 <sup>5</sup>/<sub>12</sub> 8 <sup>11</sup>/<sub>12</sub>

Date of admission 26-6-19 Date of discharge FEB 19 1920

Diagnosis Pleurisy Place of origin 4-11-18 England

CONDITION ON ADMISSION AND PROGRESS OF CASE

Complaint: Short of breath

Duration: Oct 19 18

Previous illness: Nil

History of Onset: - Began in Oct 1918 <sup>in Eng.</sup> with pain in left side of chest worse on deep breathing pain disappeared & then got very short of breath & had dizzy spells at times. Admitted to Hoop Nov 4/19. 303 fluid removed left chest. Has had left chest aspirated six times up until Feb 28/19. In Feb. developed pericarditis. In May developed pain in right side which disappeared & he afterwards felt more short of breath. 12 x of fluid aspirated from Rt chest June 25/19.

Examination: Patient is pale, conjunctives slightly pale; fairly well nourished; Alveolar crepitation absent on inspiration.

Respiratory System: Right side of chest is more voluminous than left, expansion of left side greater than right the latter moving as a whole. Vocal & vesicular much more marked on left side & upper part of right chest in front. Resonance impaired to extent of flatness over right chest front & back except in upper parts where resonance more up in

TREATMENT: Semulmun fashion. Behind resonance begins at 9<sup>th</sup> spine & runs in line to vertebral end of spine of scapula, beginning just below outer end of clavicle and extending down to 5<sup>th</sup> costal articulation. There is some impairment over lower border of left lung, lower limit being 5-7 & 9 ribs.

CONDITION ON DISCHARGE: Breath sounds are abolished over right side in lower part, becoming distorted as you go up to line where resonance begins. Breath sounds left side coarse vesicular with expiration prolonged.

Date \_\_\_\_\_ Medical Officer i/c case.

35830 *[Signature]*

FACTORY SHEET

Station

Board

122

Name

Date of day

Class of origin

1885

Inspector's Report of work

Inspector's Report of the

Inspector's Report of the

*[Faint, illegible handwritten text covering the majority of the page]*

1885

*[Faint handwritten marks]*



# CLINICAL CHART.

Corps 8 Res.

Hospital Station St Andrews

No. 3056925 Rank and Name Pte Haugh, J.

Age 22 Service 6 1/2, E 1/2

Disease Pneumonia, Pericarditis Date of Admission Feb 6, 19 Date of Discharge FEB 19 1920 Result Per Santal Serial No. A. & D. Book 9-97

Dates of Observation	26	27	28	28	29		30	1	2	3	4	5	6	7	8	9	10	11	12	13	14	15	16	17	18	19	20	21	22	23	24	25	26	27	28	29	30	31	24										
Days of Disease	1	2	3	4	5	6	7	8	9	10	11	12	13	14	15	16	17	18	19	20	21	22	23	24	25	26	27	28	29	30	31																		
Temperature Fahrenheit	TIME		TIME		TIME		TIME		TIME		TIME		TIME		TIME		TIME		TIME		TIME		TIME		TIME		TIME		TIME		TIME		TIME		TIME		TIME		TIME										
	a.m.	p.m.	a.m.	p.m.	a.m.	p.m.	a.m.	p.m.	a.m.	p.m.	a.m.	p.m.	a.m.	p.m.	a.m.	p.m.	a.m.	p.m.	a.m.	p.m.	a.m.	p.m.	a.m.	p.m.	a.m.	p.m.	a.m.	p.m.	a.m.	p.m.	a.m.	p.m.	a.m.	p.m.	a.m.	p.m.	a.m.	p.m.	a.m.	p.m.									
107°				8 p.m.	6 a.m.	8 p.m.	6 a.m.																																										
106°																																																	
105°																																																	
104°																																																	
103°																																																	
102°																																																	
101°		adu.																																															
100°																																																	
99°																																																	
98°																																																	
97°																																																	
Pulse per Minute	36	116	36	112	36	120	36	126	40	116	26	120	26	126	36	116	34	124	32	120	36	116	34	124	32	120	30	126	40	116	26	120	26	126	36	116	34	124	32	120	36	116	34	124					
Respirations per Minute	36	116	36	108	36	120	40	116	26	120	26	126	36	116	34	124	32	120	36	116	34	124	32	120	30	126	40	116	26	120	26	126	36	116	34	124	32	120	36	116	34	124	32	120	36	116	34	124	
Motions																																																	

Signature [Handwritten Signature] In charge of case.




# CLINICAL CHART.

Corps S. Res. Hospital Station St Andrews  
 No. 3056 Rank and Name Plt Haugh, J. Age 22 Service 6 5/12 E 1/2  
 Disease Plumby + Pericarditis Date of Admission 22-12-19 Date of Discharge FEB 19 1920 Result Recovery Serial No. A. & D. Book 9-97

Dates of Observation	25	26	27	28	29	30	31	1	2	3	4	5	6	7	8	9	10	11	12	13	14	15	16	17	18	19	20	21	22	23	24	
Days of Disease	32	33	34	35	36	37	38	39	40	41	42	43	44	45	46	47	48	49	50	51	52	53	54	55	56	57	58	59	60	61	62	
Temperature Fahrenheit	TIME		TIME		TIME		TIME		TIME		TIME		TIME		TIME		TIME		TIME		TIME		TIME		TIME		TIME		TIME		TIME	
	a.m.	p.m.	a.m.	p.m.	a.m.	p.m.	a.m.	p.m.	a.m.	p.m.	a.m.	p.m.	a.m.	p.m.	a.m.	p.m.	a.m.	p.m.	a.m.	p.m.	a.m.	p.m.	a.m.	p.m.	a.m.	p.m.	a.m.	p.m.	a.m.	p.m.	a.m.	p.m.
107°	8.6																															
106°	8.6																															
105°	8.6																															
104°	8.6																															
103°	8.6																															
102°	8.6																															
101°	8.6																															
100°	8.6																															
99°	8.6																															
98°	8.6																															
97°	8.6																															
Pulse per Minute	105	105	96	136	100	94	118	96	115	94	110	92	128	116	110	115	114	112	112	105	98	104	116	110	114	108	102	108	116	100	110	
Respirations per Minute	20	20	22	20	20	20	18	22	18	22	20	18	34	30	30	20	20	20	20	22	22	20	20	22	22	20	20	22	22	20	20	
Motions																																

M. F. B. 288.  
 50M.-3-19.  
 H. O. 1772-39-513.

Signature [Signature] In charge of case.



# CLINICAL CHART.

Corps 8 Res Hospital Station St. Andrew's  
 No. 2056 Rank and Name Pte. Haugh, Jno. Age 22 Service 6 9/12, E 1/12  
 Disease Pleurisy Pneumonia Date of Admission 26-6-19 Date of Discharge FEB 19 1920 Result In Hospital Serial No. A. & D. Book J-97

Dates of Observation	25	26	27	28	29	30	31	1	2	3	4	5	6	7	8	9	10	11	12	13	14	15	16	17	18	19	20	21	22	23	24	
Days of Disease	63	64	65	66	67	68	69	70	71	72	73	74	75	76	77	78	79	80	81	82	83	84	85	86	87	88	89	90	91	92	93	
Temperature Fahrenheit	TIME	TIME	TIME	TIME	TIME	TIME	TIME	TIME	TIME	TIME	TIME	TIME	TIME	TIME	TIME	TIME	TIME	TIME	TIME	TIME	TIME	TIME	TIME	TIME	TIME	TIME	TIME	TIME	TIME	TIME	TIME	
	a.m.	p.m.	a.m.	p.m.	a.m.	p.m.	a.m.	p.m.	a.m.	p.m.	a.m.	p.m.	a.m.	p.m.	a.m.	p.m.	a.m.	p.m.	a.m.	p.m.	a.m.	p.m.	a.m.	p.m.	a.m.	p.m.	a.m.	p.m.	a.m.	p.m.	a.m.	p.m.
107°	8	8	8	8	8	8	8	8	8	8	8	8	8	8	8	8	8	8	8	8	8	8	8	8	8	8	8	8	8	8	8	
106°	4	4	4	4	4	4	4	4	4	4	4	4	4	4	4	4	4	4	4	4	4	4	4	4	4	4	4	4	4	4	4	
105°	2	2	2	2	2	2	2	2	2	2	2	2	2	2	2	2	2	2	2	2	2	2	2	2	2	2	2	2	2	2	2	
104°	8	8	8	8	8	8	8	8	8	8	8	8	8	8	8	8	8	8	8	8	8	8	8	8	8	8	8	8	8	8	8	
103°	8	8	8	8	8	8	8	8	8	8	8	8	8	8	8	8	8	8	8	8	8	8	8	8	8	8	8	8	8	8	8	
102°	4	4	4	4	4	4	4	4	4	4	4	4	4	4	4	4	4	4	4	4	4	4	4	4	4	4	4	4	4	4	4	
101°	8	8	8	8	8	8	8	8	8	8	8	8	8	8	8	8	8	8	8	8	8	8	8	8	8	8	8	8	8	8	8	
100°	4	4	4	4	4	4	4	4	4	4	4	4	4	4	4	4	4	4	4	4	4	4	4	4	4	4	4	4	4	4	4	
99°	8	8	8	8	8	8	8	8	8	8	8	8	8	8	8	8	8	8	8	8	8	8	8	8	8	8	8	8	8	8	8	
98°	4	4	4	4	4	4	4	4	4	4	4	4	4	4	4	4	4	4	4	4	4	4	4	4	4	4	4	4	4	4	4	
97°	8	8	8	8	8	8	8	8	8	8	8	8	8	8	8	8	8	8	8	8	8	8	8	8	8	8	8	8	8	8	8	
Pulse per Minute	94	116	110	98	104	112	108	92	124	98	104	96	128	96	98	96	98	98	98	98	120	120	120	120	120	120	120	120	120	120	120	
Respirations per Minute	20	30	20	28	20	20	20	20	20	20	20	20	20	20	20	20	20	20	20	20	20	20	20	20	20	20	20	20	20	20	20	
Motions																																

Signature D. J. Davis Capt In charge of case.

101

101

# CLINICAL CHART.

Corps 8 Res.

Hospital Station St. Andrew

No. 3036935 Rank and Name Pte. Haugh, J.

Age 22 Service 6 5/12, E. 4/12

Disease Pleurisy & Pericarditis Date of Admission 26. 6. 19 Date of Discharge FEB 19 1920 Result Indisposed Serial No. A. & D. Book J-97

Dates of Observation	hoo																																					
	19		20		21		22		25		26		27		28		29		30		1		2		3		4		5		6		7		8		9	
	TIME		TIME		TIME		TIME		TIME		TIME		TIME		TIME		TIME		TIME		TIME		TIME		TIME		TIME		TIME		TIME		TIME		TIME			
Temperature Fahrenheit	a.m.	p.m.	a.m.	p.m.	a.m.	p.m.	a.m.	p.m.	a.m.	p.m.	a.m.	p.m.	a.m.	p.m.	a.m.	p.m.	a.m.	p.m.	a.m.	p.m.	a.m.	p.m.	a.m.	p.m.	a.m.	p.m.	a.m.	p.m.	a.m.	p.m.	a.m.	p.m.	a.m.	p.m.				
107°	8	8	8	8	8	8	8	8	8	8	8	8	8	8	8	8	8	8	8	8	8	8	8	8	8	8	8	8	8	8	8	8	8	8	8	8		
106°	8	8	8	8	8	8	8	8	8	8	8	8	8	8	8	8	8	8	8	8	8	8	8	8	8	8	8	8	8	8	8	8	8	8	8	8	8	
105°	8	8	8	8	8	8	8	8	8	8	8	8	8	8	8	8	8	8	8	8	8	8	8	8	8	8	8	8	8	8	8	8	8	8	8	8	8	
104°	8	8	8	8	8	8	8	8	8	8	8	8	8	8	8	8	8	8	8	8	8	8	8	8	8	8	8	8	8	8	8	8	8	8	8	8	8	8
103°	8	8	8	8	8	8	8	8	8	8	8	8	8	8	8	8	8	8	8	8	8	8	8	8	8	8	8	8	8	8	8	8	8	8	8	8	8	8
102°	8	8	8	8	8	8	8	8	8	8	8	8	8	8	8	8	8	8	8	8	8	8	8	8	8	8	8	8	8	8	8	8	8	8	8	8	8	8
101°	8	8	8	8	8	8	8	8	8	8	8	8	8	8	8	8	8	8	8	8	8	8	8	8	8	8	8	8	8	8	8	8	8	8	8	8	8	8
100°	8	8	8	8	8	8	8	8	8	8	8	8	8	8	8	8	8	8	8	8	8	8	8	8	8	8	8	8	8	8	8	8	8	8	8	8	8	8
99°	8	8	8	8	8	8	8	8	8	8	8	8	8	8	8	8	8	8	8	8	8	8	8	8	8	8	8	8	8	8	8	8	8	8	8	8	8	8
98°	8	8	8	8	8	8	8	8	8	8	8	8	8	8	8	8	8	8	8	8	8	8	8	8	8	8	8	8	8	8	8	8	8	8	8	8	8	8
97°	8	8	8	8	8	8	8	8	8	8	8	8	8	8	8	8	8	8	8	8	8	8	8	8	8	8	8	8	8	8	8	8	8	8	8	8	8	8
Pulse per Minute	112	90	80			100	80	74	71	74	92	101	104	101	92	92	90	92	92	90	92	92	90	90	90	92	92											
Respirations per Minute	24	20	20			18	18	18	22	20	24	24	24	24	24	24	24	24	24	24	24	24	24	24	24	24	24	24	24	24	24	24	24	24	24	24	24	
Motions																																						

Signature W. J. Davis Capt In charge of case.

CLINICAL CHART

Case

Date

Time

Room

Attending

Physician

Nurse

Diagnosis

100

100

100

100

100

100

100

100

100

100

100

100

100

100

100

100



# CLINICAL CHART.

Corps 8 Reg

Hospital Station St Andrews

No. 3036935 Rank and Name Pte Haugh, J.

Age 22 Service 6 5/12, E. 11/12

Disease 7 luxury + Perican disto Date of Admission 26-10-19 Date of Discharge FEB 19

Result Discharge Serial No. A. & D. Book 977

Dates of Observation	25		26		27		28		1	2	3	4	5	6	7	8	9	10	11	12	13	14	15	16	17	18	19	20	21	22	23	24	25			
	TIME	TIME	TIME	TIME	TIME	TIME	TIME	TIME	TIME	TIME	TIME	TIME	TIME	TIME	TIME	TIME	TIME	TIME	TIME	TIME	TIME	TIME	TIME	TIME	TIME	TIME	TIME	TIME	TIME	TIME	TIME	TIME	TIME	TIME		
Days of Disease	94																																			
Temperature Fahrenheit	[Grid with dots for temperature recording]																																			
97°	88	88	88	88	88	88	88	88	88	88	88	88	88	88	88	88	88	88	88	88	88	88	88	88	88	88	88	88	88	88	88	88	88			
Pulse per Minute	95	92	92	88		92	88																													
Respirations per Minute	20	20	26	26		24	20																													
Motions																																				

M. F. B. 288.  
50M.—3-19.  
H. Q. 1772-39-513.

136 2/4

Signature D J Oams Capt In charge of case.

CLINICAL RECORD

11/11/1911  
11/12/11  
11/13/11  
11/14/11  
11/15/11  
11/16/11  
11/17/11  
11/18/11  
11/19/11  
11/20/11  
11/21/11  
11/22/11  
11/23/11  
11/24/11  
11/25/11  
11/26/11  
11/27/11  
11/28/11  
11/29/11  
11/30/11

11/20

11/20/11  
11/21/11  
11/22/11  
11/23/11  
11/24/11  
11/25/11  
11/26/11  
11/27/11  
11/28/11  
11/29/11  
11/30/11

11/20/11  
11/21/11  
11/22/11  
11/23/11  
11/24/11  
11/25/11  
11/26/11  
11/27/11  
11/28/11  
11/29/11  
11/30/11

# CLINICAL CHART.

*Capt Langford*

Corps *8th Ras-*

Hospital Station \_\_\_\_\_

No. *305-6-935-* Rank and Name *Langh - Plt*

Age *22-* Service \_\_\_\_\_

Disease *Pleurisy & Pericarditis* Date of Admission *22-6-19* Date of Discharge \_\_\_\_\_


Result \_\_\_\_\_ Serial No. A. & D. Book \_\_\_\_\_

Dates of Observation	22		23		24		25		26																													
	TIME	TIME	TIME	TIME	TIME	TIME	TIME	TIME	TIME	TIME	TIME	TIME	TIME	TIME	TIME	TIME	TIME	TIME	TIME	TIME	TIME	TIME	TIME	TIME	TIME	TIME	TIME	TIME	TIME	TIME	TIME	TIME	TIME	TIME	TIME	TIME		
Temperature Fahrenheit	a.m.	p.m.	a.m.	p.m.	a.m.	p.m.	a.m.	p.m.	a.m.	p.m.	a.m.	p.m.	a.m.	p.m.	a.m.	p.m.	a.m.	p.m.	a.m.	p.m.	a.m.	p.m.	a.m.	p.m.	a.m.	p.m.	a.m.	p.m.	a.m.	p.m.	a.m.	p.m.	a.m.	p.m.	a.m.	p.m.	a.m.	p.m.
107°	·	·	·	·	·	·	·	·	·	·	·	·	·	·	·	·	·	·	·	·	·	·	·	·	·	·	·	·	·	·	·	·	·	·	·	·		
106°	·	·	·	·	·	·	·	·	·	·	·	·	·	·	·	·	·	·	·	·	·	·	·	·	·	·	·	·	·	·	·	·	·	·	·	·		
105°	·	·	·	·	·	·	·	·	·	·	·	·	·	·	·	·	·	·	·	·	·	·	·	·	·	·	·	·	·	·	·	·	·	·	·	·		
104°	·	·	·	·	·	·	·	·	·	·	·	·	·	·	·	·	·	·	·	·	·	·	·	·	·	·	·	·	·	·	·	·	·	·	·	·		
103°	·	·	·	·	·	·	·	·	·	·	·	·	·	·	·	·	·	·	·	·	·	·	·	·	·	·	·	·	·	·	·	·	·	·	·	·		
102°	·	·	·	·	·	·	·	·	·	·	·	·	·	·	·	·	·	·	·	·	·	·	·	·	·	·	·	·	·	·	·	·	·	·	·	·		
101°	·	·	·	·	·	·	·	·	·	·	·	·	·	·	·	·	·	·	·	·	·	·	·	·	·	·	·	·	·	·	·	·	·	·	·	·		
100°	·	·	·	·	·	·	·	·	·	·	·	·	·	·	·	·	·	·	·	·	·	·	·	·	·	·	·	·	·	·	·	·	·	·	·	·		
99°	·	·	·	·	·	·	·	·	·	·	·	·	·	·	·	·	·	·	·	·	·	·	·	·	·	·	·	·	·	·	·	·	·	·	·	·		
98°	·	·	·	·	·	·	·	·	·	·	·	·	·	·	·	·	·	·	·	·	·	·	·	·	·	·	·	·	·	·	·	·	·	·	·	·		
97°	·	·	·	·	·	·	·	·	·	·	·	·	·	·	·	·	·	·	·	·	·	·	·	·	·	·	·	·	·	·	·	·	·	·	·	·		
Pulse per Minute	112		94		112		136		112		112		112		112		112		112		112		112		112		112		112		112		112		112			
Respirations per Minute	40		28		28		44		40		36		28		28		28		28		28		28		28		28		28		28		28		28			
Motions																																						

CLINICAL CHART.

Blank header area with faint lines for patient information.

Large grid area for clinical data recording.



# CLINICAL CHART.

Corps 2 DD

Hospital Station \_\_\_\_\_


No. 3656925 Rank and Name Pte. Haugh

Age \_\_\_\_\_ Service \_\_\_\_\_

Disease Rheumatoid Pericarditis Date of Admission \_\_\_\_\_ Date of Discharge \_\_\_\_\_ Result \_\_\_\_\_ Serial No. A. & D. Book \_\_\_\_\_

Dates of Observation	July 3		4		5																															
	TIME	TIME	TIME	TIME	TIME	TIME	TIME	TIME	TIME	TIME	TIME	TIME	TIME	TIME	TIME	TIME	TIME	TIME	TIME	TIME	TIME	TIME	TIME	TIME	TIME	TIME	TIME	TIME	TIME	TIME	TIME	TIME				
Temperature Fahrenheit	a.m.	p.m.	a.m.	p.m.	a.m.	p.m.	a.m.	p.m.	a.m.	p.m.	a.m.	p.m.	a.m.	p.m.	a.m.	p.m.	a.m.	p.m.	a.m.	p.m.	a.m.	p.m.	a.m.	p.m.	a.m.	p.m.	a.m.	p.m.	a.m.	p.m.	a.m.	p.m.				
107°	8	6	.	.	.	.	.	.	.	.	.	.	.	.	.	.	.	.	.	.	.	.	.	.	.	.	.	.	.	.	.	.	.			
106°	8	6	.	.	.	.	.	.	.	.	.	.	.	.	.	.	.	.	.	.	.	.	.	.	.	.	.	.	.	.	.	.	.			
105°	8	6	.	.	.	.	.	.	.	.	.	.	.	.	.	.	.	.	.	.	.	.	.	.	.	.	.	.	.	.	.	.	.			
104°	8	6	.	.	.	.	.	.	.	.	.	.	.	.	.	.	.	.	.	.	.	.	.	.	.	.	.	.	.	.	.	.	.			
103°	8	6	.	.	.	.	.	.	.	.	.	.	.	.	.	.	.	.	.	.	.	.	.	.	.	.	.	.	.	.	.	.	.			
102°	8	6	.	.	.	.	.	.	.	.	.	.	.	.	.	.	.	.	.	.	.	.	.	.	.	.	.	.	.	.	.	.	.			
101°	8	6	.	.	.	.	.	.	.	.	.	.	.	.	.	.	.	.	.	.	.	.	.	.	.	.	.	.	.	.	.	.	.			
100°	8	6	.	.	.	.	.	.	.	.	.	.	.	.	.	.	.	.	.	.	.	.	.	.	.	.	.	.	.	.	.	.	.			
99°	8	6	.	.	.	.	.	.	.	.	.	.	.	.	.	.	.	.	.	.	.	.	.	.	.	.	.	.	.	.	.	.	.			
98°	8	6	.	.	.	.	.	.	.	.	.	.	.	.	.	.	.	.	.	.	.	.	.	.	.	.	.	.	.	.	.	.	.			
97°	8	6	.	.	.	.	.	.	.	.	.	.	.	.	.	.	.	.	.	.	.	.	.	.	.	.	.	.	.	.	.	.	.			
Pulse per Minute	116	112	94	116	90																															
Respirations per Minute	38	35	24	24	22																															
Motions																																				

Signature W. J. O'Connell In charge of case.



SPECIALIST'S REPORT

26-11-19;- Right side is contracted and smaller than left throughout. Costal margin does not swing outwards with inspiration. Flat note at level of 5th rib, nipple line, and mid axillary line, and at level of 6th rib-post axillary line, with impairment of resonance above. Breath sounds are absent over lower right chest and Voc. Frem. and resonance only slight.

Opinion;- There is such thickening of pleura associated with collapse of lower lobe of right chest. Some fluid doubtless persists. No evidence of active tubercule in lung, but the chronic pleurisy of one year standing is to be considered tuberculous. One quart of fluid removed one month ago.

REC;- There should be another exploratory thoracentesis done soon and if fluid found shall be retained for further treatment and observation. If not- should be under observation D.S.G.R.

(Sgd) Lt. Col. Elliott, B.A.M.

ST. ANDREW'S MILITARY HOSPITAL.

ST. ANDREW'S MILITARY HOSPITAL.

DATE- Nov. 29th, 1919.

Reg'tal No. 3056935

RANK- Pte. NAME- Haugh.

UNIT- 2 B.D.

TREATMENT ON EXAM.

Capt. Stone:-

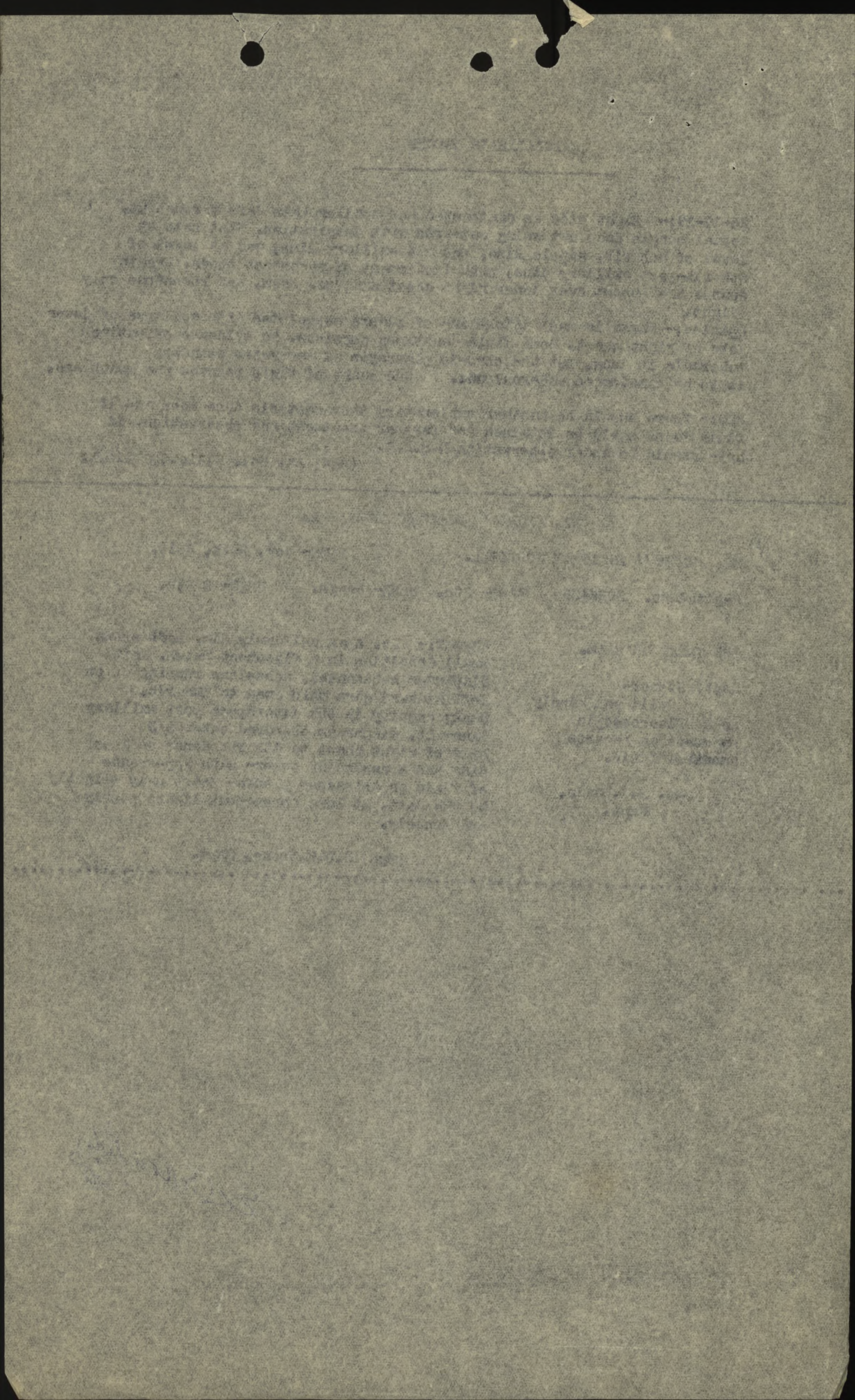
will you kindly do a Fluoroscopic on chest as regards amount of fluid.

Sgd. D.I. Davis,  
Capt.

REPORT:- Rt. apex uniformly dia. Left shows small densities in a flocculent patch. Left diaphragm horizontal, adhesions running up on left side. Pleura thickened to 4th rib. Smoky density in 6th interspace post axillary line- Rt. diaphragm obscured outer 2/3 half of right chest to 4th rib dense on inner side and translucent outer- with appearance of fluid or thickened pleura- Heart only slightly to the left. Rt lung throughout lights poorly and densely.

(Sgd) J.G.R. Stone, Capt.

*E. S. M. T. H.*  
1 Capt





72-14417

1121

# HOSPITAL

REQUISITION FOR TREATMENT OR EXAMINATION.

Date Mar. 29/19

Reg'tal No. 305-6935-

Rank Plt Name Haugh

Unit 2d D

Bed \_\_\_\_\_ Ward 11

Injury or disease \_\_\_\_\_ Part affected \_\_\_\_\_


### Treatment or Exam

Capt Stone  
with your kindly  
do a fluoroscope  
on chest as  
regards amount  
of fluid

D. D. Davis  
Capt

Report Rt apex uniformly dense left shows  
small densities in a flocculent patch.  
Left diaphragm horizontal, adhesions running  
up on left side. Pleura thickened to 4<sup>th</sup> rib  
Among density in 6<sup>th</sup> interspace post axillary  
line - Rt diaphragm obscured under 2/3 inter  
half of it chest to 4<sup>th</sup> rib dense on inner side  
& translucent outer - with appearance of  
fluid or thickened pleura Heart only  
slightly to the left. Rt lung throughout  
rights poorly & degraded  
J. W. Stone Capt

Signed



26-11-19

Report

Right side is contracted and smaller than left throughout. Costal margin does not swing outwards with inspiration. Flat note, at level of 5<sup>th</sup> rib, nipple line, and mid axillary line, and at level of 6<sup>th</sup> rib post axillary line - with impairment of resonance above. Breath sounds are absent over lower right chest and Voc. Frean and resonance only.

Opinion slight. There is much thickening of pleura associated with collapse of lower lobe of right chest. Some fluid

FAMILY HISTORY... doubtless persists. No evidence of

(Tuberculosis, mental or other diseases.)

of active tuberculosis in lung but chronic pleurisy. <sup>of one of his standing</sup> ~~is~~ considered tuberculous. One quart of fluid removed

Rec. one month ago. There should be an

TREATMENT other exploratory thoracentesis done

(Especially any specific or special form) soon and if fluid found should be retained for further treatment and observation if not - should be under observation B.S.C.R.

Lt Col Elliott  
R.A.B.

CONDITION ON DISCHARGE

(and disposal made of case.)

Date.....

Medical Officer i/c case.

The first of these is the fact that the  
 government has been unable to  
 secure a sufficient amount of  
 funds to meet its obligations.  
 This is due to the fact that the  
 government has been unable to  
 raise the necessary amount of  
 money through the sale of  
 bonds and the issue of  
 currency. The result has been  
 a severe shortage of funds  
 which has led to a general  
 depression of the country.  
 The second of these is the fact  
 that the government has been  
 unable to maintain a stable  
 exchange rate. This has led  
 to a general depreciation of  
 the value of the currency and  
 a consequent increase in the  
 price of foreign goods.  
 The third of these is the fact  
 that the government has been  
 unable to maintain a stable  
 price level. This has led to  
 a general increase in the  
 price of goods and services  
 and a consequent decrease in  
 the purchasing power of the  
 currency.

W. H. H. H.  
 11-11

No. 12 Canadian General Hospital.

Bramshott. Hants.  
April 16th. 1919.

To:- Officer i/c Medical Boards,  
Canadian Corps Camp,  
Bramshott.

No. 3056935  
Pte Hough E.J.

The marginally named man who is a patient in this hospital suffering from pericarditis with effusion and pleurisy with effusion is now fit to be invalided to Canada as a stretcher case.

*K. M. McKenzie*

.....Major, CMC.

Handwritten text, possibly a signature or date, located in the lower-left quadrant of the page.

27417

571

St Andrews HOSPITAL

REQUISITION FOR TREATMENT OR EXAMINATION.

Date Sept 1/19

Reg'tal No. 305693 Rank pt Name Haugh Unit 20 of

Bed Ward AI

Injury or disease Pleurisy Part affected

Treatment or Exam

Capt Stone: The above man is reporting for X Ray of chest. Full report. Dr. D... Capt

Report Rt apex dense - left some stippling. Rt chest dense up to 3rd rib anteriorly. Left diaphragm horizontal - adhesion outer side - Cost. pleuric sinus obscured - lung tissue on right side only appears down to 2nd interspace + is quite dense. Left lung lights well - (compensatory emphysema)

Signed Heart over to right - no small narrow J. M. Stone Capt

11417

HOSPITAL

REGISTRATION FOR TREATMENT OR EXAMINATION

Date

Reg'tal No.

Rank

Name

Unit

Bed

Ward

Injury or disease

Part affected

Treatment or Exam

Report

M. F. W. 2509

50m-4.19.M.

6/19/1918

Signed



*St Andrews* HOSPITAL

REQUISITION FOR TREATMENT OR EXAMINATION.

Date

*Oct 1/19*

Hospital No.

*3056935*

Rank

*Pte*

Name

*Laughlin*

Unit

*2nd*

Bed

Ward

*A1*

Injury or disease

Part affected

Treatment or Exam

*Capt Laughlin:-*

*Will you*

*report on aspirated  
fluid from chest  
surgery*

*D. J. Davis  
Capt*

Report

*pus cells + }  
Red B cells a few*

*Direct smear shows a few  
Gram neg Bacilli which  
did not grow on ordinary  
culture media.*

Signed

*G. F. Laughlin  
Capt*

M. F. W. 2509.

50m.4.19.M.

1772-39, 1276.

HOSPITAL

REGISTRATION FOR TREATMENT OR EXAMINATION

Name \_\_\_\_\_ Rank \_\_\_\_\_  
 Unit \_\_\_\_\_ Ward \_\_\_\_\_ Bed \_\_\_\_\_  
 Part affected \_\_\_\_\_ Injury or disease \_\_\_\_\_

Report

Examination or Exam

Report  
 The patient is a  
 white male  
 aged 35 years  
 who has been  
 in the hospital  
 for a few  
 days with  
 a diagnosis of  
 acute  
 inflammation  
 of the  
 middle ear  
 and mastoid  
 process.  
 The patient  
 is in good  
 health and  
 is being  
 treated with  
 penicillin  
 and aspirin.  
 The patient  
 is being  
 discharged  
 tomorrow.  
 The patient  
 is being  
 discharged  
 tomorrow.  
 The patient  
 is being  
 discharged  
 tomorrow.

Special

M. F. W. 1900

St Andrew's HOSPITAL

REQUISITION FOR TREATMENT OR EXAMINATION.

Date Sept 12/19

Reg'tal No.

Rank

Pfc Name Haugh

Unit

2200

Bed

Ward

A+

Injury or disease

Part affected

Treatment or Exam

Capt Haughlin:  
Will you kindly  
do ~~the~~ TW Blood counts  
Hemoglobin & differential  
on above man please  
(T.B. Pulmonitis suspected)

W.D. Davis  
Capt

Report

White Cells 8,000  
of them - there  
80% polymorphs  
1% eosinophils  
17% small Lymphocytes  
4% Large "


Signed

Y F Haughlin Capt

M. F. W. 2509.

50m.4.19.M.

1772-39,1276.



CASUALTIES

SHORT FORM.  
PROCEEDINGS ON DISCHARGE.  
(Demobilization.)

M

2-7-30

*Dead in  
attribution to Service  
D.O.B. 7/29/22*

1. No. #3056935

2. Rank PRIVATE.

3. Name HAUGH, John, Roger.

4. Unit 1st. Depot Battalion E.O. Reg't. C.E.F. (#2 D.D.)

5. Date of Discharge DEC 22 1919

Place TORONTO, ONT.

6. Reason for Discharge.....

"MEDICALLY UNFIT"

7. Authority

(#2 D.D. Part 11 Daily Order #353)

8. Proposed Residence after Discharge.....

Lindsay, Ontario.

9. CERTIFICATE TO BE SIGNED BY SOLDIER.

I hereby acknowledge that at the undernoted place and date I received my discharge Certificate

M. F. W. ?

*J. R. Haugh*  
Signature of Soldier.

10.

Medical Documents  
forwarded to  
S. C. R. or  
CONFIRMATION.

The discharge of the above named man is hereby confirmed.

Place.....

TORONTO, ONT. 12. 19

Date.....

DEC 22 1919

NO. 2  
DEC 22 1919  
DISTRICT DEPOT.

Signature.....

*A Sergeant Capt*

(O. C. Discharging Unit.)

PROCEEDINGS ON DISCHARGE  
(Continued)

1. Name of Dischargee	
2. Rank or Rate	
3. Branch or Component	
4. Station or Duty Station	
5. Date of Discharge	
6. Reason for Discharge	
7. Remarks	
8. Signature of Dischargee	
9. Signature of Authority	
10. Signature of Officer	
11. Signature of Dischargee (if required)	

CERTIFICATE TO BE SIGNED BY SOLDIER

I hereby acknowledge that at the enclosed place and date I received my discharge Certificate

M. J. W. A.

CONFIRMATION

The discharge of the above named man is hereby confirmed.

Place

Date

Signature

NO. 1 Discharge Form

LIST OF DISCHARGE DOCUMENTS

Medical History Sheet  
 Physical Examination  
 Laboratory Reports  
 X-ray Reports  
 Pathology Reports  
 Hospital Discharge Summary  
 Medical History Sheet  
 Physical Examination  
 Laboratory Reports  
 X-ray Reports  
 Pathology Reports  
 Hospital Discharge Summary  
 Medical History Sheet  
 Physical Examination  
 Laboratory Reports  
 X-ray Reports  
 Pathology Reports  
 Hospital Discharge Summary

LIST OF DISCHARGE DOCUMENTS.

Attestation Paper, Triplicate.....	Militia Form W. 23
or Particulars of Recruit.....	Militia Form W. 133
Field Conduct Sheet.....	Militia Form W. 178 or A.F.B. 122
Casualty Form.....	Militia Form W. 54 or A.F.B. 103
Last Pay Certificate.....	Militia Form W. 44
Certificate that missing documents are unobtainable.....	
Medical History Sheet.....	Militia Form B. 313 or A.F.B. 178
Proceedings of Medical Board.....	M.F.B. 227, A.F.B. 179 or A.F.A. 45
Dental History Sheet.....	Militia Form B. 465
Medical Report.....	M. F. W. 129 or D. M. S. 1375
Regimental Conduct Sheet.....	Militia Form B. 263
Company Conduct Sheet .....	Militia Form B. 263a



# CANADIAN EXPEDITIONARY FORCE

## DISCHARGE CERTIFICATE

EG

THIS IS TO CERTIFY that No. #3056935 (Rank) PRIVATE

Name (in full) HAUGH, John, Roger enlisted in  
the 1st Depot Battalion R.O. Reg't. C.E.F.

CANADIAN EXPEDITIONARY FORCE at Kingston, Ont on the 1st  
day of March 1918

HE served in ENGLAND

and is now discharged from the service by reason of Demobilization  
Medical Unfitness.

THE DESCRIPTION OF THIS SOLDIER on the DATE below is as follows:

Age <u>22 Yrs</u>	Marks or Scars <u>Vacc. scars left arm.</u>
Height <u>5' 10<math>\frac{1}{2}</math>"</u>	<u>Mole size of pea small of back in</u>
Complexion <u>Fair</u>	<u>mid line Semilunar scar on forehead</u>
Eyes <u>Brown</u>	<u>just above nose.</u>
Hair <u>Dark Brown</u>	

*J. R. Haugh*  
Signature of Soldier

*H. Sergeant-Capt*  
Issuing Officer

Date of Discharge

NO. 2  
DEC 22 1919  
DISTRICT DEPOT.

O.C. No. 2 District Depot.

Rank

Date 22nd December 1919

N.B.—As no duplicate of this Certificate will be issued, any person finding same is requested to forward it in an unstamped envelope to the Secretary, Militia Council, Ottawa, Canada.

DISCHARGE CERTIFICATE

Uniform is not to be worn after  
expiration of one month from date of  
discharge, except by special permission  
of G. O. C. District.

C

SURNAME.

*Haugh*

*D 23 22 25 24 25 26 27 28 29 30 31 32 33 34 35 36 37 38 39 40 41 42 43 44 45 46 47 48 49 50 51 52 53 54 55 56 57 58 59 60 61 62 63 64 65 66 67 68 69 70 71 72 73 74 75 76 77 78 79 80 81 82 83 84 85 86 87 88 89 90 91 92 93 94 95 96 97 98 99 100*  
*attributable to Service*  
*77.10.2.*

*2 Trans. 28/3/18.*  
*100 Pt 1 90 of 1/4/18.*  
*m. S. Corps*

CHRISTIAN NAMES

*John Roger*

*Loc. 22-12-19*  
*m. u FOLL # 2*  
*20 353 719-12-19*

REGL. NO.

*30 506 935-*

RANK

*Pte.*

UNIT

*East. Out. Regt. 1st Dps. Bu. (59<sup>th</sup> P.S.)*

*O. S. Feb. 28 1918*

FORMER CORPS

*Nil*

*D.O. Part II No 59*

NEXT OF KIN.

CHANGE OF ADDRESS

NAMES IN FULL

*Haugh, James, Frederick*

RELATIONSHIP TO SOLDIER

*Father*

ADDRESS

*P. O. Box 65; - 64 Melbourne St.,  
Lindsay, Ont.*

COUNTRY OF BIRTH

*Canada, Lindsay, Ont.*

DATE

*Jan. 10<sup>th</sup> 1897.*

PLACE OF ATTESTATION

*Kingston, Ont.*

DATE

*Mar. 1<sup>st</sup> 1918.*

*o/s 3-8-18 1368 / 8*

*R/C. 21-6-19. 342, Pte.*

MARRIED

SINGLE

WIDOWER

TRADE OR CALLING

RELIGION

DESCRIPTION.

APPARENT AGE

YEARS

MONTHS

HEIGHT

FEET

INCHES

CHEST MEASUREMENT

INCHES

EXPANSION

INCHES

COMPLEXION

EYES

HAIR

DISTINGUISHING MARKS

MEDICAL EXAMINATION. PLACE

DATE

HEB  
Number 305-6935 Rank Pte - B

Surname HAUGH

Christian Name John Roger

Units 260R Theatre of War England

Date of Service 15.8.18  
56 Melbourne St.

Remarks

Latest Address Leidsay Dist

Roll No. a Page 2909

200m.-2-21.M.

DESP. APR 18 1923

REGN. NO. 7883

*S.O.S. M.U. 22/12/19 M.D. 3.*  
*John Boyle*  
HAUGH. J.R. (Pte) #3056935, 2nd C.O.R.D. 649-H-22717.

MEDALS & DECORATIONS. (Mother) Mrs. Katherine Haugh,  
56 Melbourne W.,  
Lindsay, Ont.

PLAQUES & SCROLLS. (Mother) Mrs. Katherine Haugh,  
Address as above.

*Ser. #987279*

MEMORIAL CROSS.

NIL Died 23-1-22. *a*

*not eligible for star.*  
*Epig. " V.D.M.*  
*Mj. Elec. " B.W.M.*  
58404

Special Disp. FEB 20 1924

Reqn. No.

59167

AUG 30 1924

Reqn. No.

929



No 3056935 RANK *Pte*


NAME

*Haugh J R*T. O. S. *28/3/18*  
*no. O. 90 of 1-4-18*

UNIT

*No 3 Sect Machine Gun Corps C. E. F.*M. D. *2*

PAID FROM	PAID TO	SIG. OR REC'T	PROMOTIONS, TRANSFERS, DISCHARGES, ETC.	
			PARTICULARS	AUTHORITY
<i>1918</i> <i>April</i>	<i>1918</i> <i>Apr 30</i>	<i>w</i>	<i>no. O. 90 cancelled by Org. date of Cnl. 1-3-18</i>	<i>no. O. 101 of 12-4-18 Apr. pay list</i>



No 3056935 RANK. *Pte*

NAME *Saugh. John Roger*

T. O. S. *1-3-18* UNIT

*A. D. 59. 28. 2. 18.* *1st. Depot. Battalion Co. Regt*

M. D. *3*

			PROMOTIONS, TRANSFERS, DISCHARGES, ETC.	
PAID FROM	PAID TO	SIG. OR REC'T	PARTICULARS	AUTHORITY
<i>1918</i>	<i>1918</i>			
<i>Mar 1.</i>	<i>Mar 19.</i>	<i>n.</i>		
<i>Mar 20</i>	<i>Mar 31</i>	<i>n.</i>		



LEDGER No.

SERIAL No.

738830

REG. No.

3036935

NAME

Haugh J.R.

RANK

Pte

CORPS

8<sup>th</sup> Bn.

AGE

22

SERVICE

6<sup>0</sup>/<sub>12</sub> E 11<sup>1</sup>/<sub>12</sub>

HOSPITALS

DATE OF ADMISSION

1

Spadina Mil Toronto

22-6-19.

2

3

DIAGNOSIS

<sup>o.s.</sup> Pleurisy

TRANSFERRED TO

St Andrew's Mil Toronto 26-6-19

DISPOSITION

Dis. to S.C.R. ~~22-12~~ 22-12-19 (Remaining in Hosp.)

CATEGORY

M.F.W. 2553.

1126-D.P.-50M-12-18.

1772-39-1332.

Dis to S.C.R. 19-2-20



No. 3056935 RANK Plt.

NAME Haugh, J. R

T. O. S.

UNIT

205th Battalion C.C.F.

Machine Gun Depot Hamilton

Trans from 1203  
C.O.R. 28-3-18 to 290 of 1-4-18

M. D. 2

PROMOTIONS, TRANSFERS, DISCHARGES, ETC.

PARTICULARS

AUTHORITY

PAID  
FROMPAID  
TOSIG.  
OR  
REC'T

1918

1918

april  
May

april 30

w  
w

On do not on pay list 2090 of 1-4-18

Transfd to 2nd C.O.R. 20.0.149 of 30-5-18  
30-5-18





No. 12 CAN. GENERAL HOSPITAL

HOSPITAL.

A. & D.  
CARD

AT.....

A. & D. No. T10 PL. OF ACTION.....RANK Pvt. REG. NO. 3056935 8 Can Reg. SICK OR WOUNDEDNAME Haugh, P. AGE 21 RELIGION PresPLACE IN HOSPITAL Bel Air - aDIAGNOSIS PleurisyADMITTED 15-2-19 FROM.....

DISCHARGED..... TO.....

TRANSFERRED 26.5.19 Thimble dateSERVICE AT HOME 10/12 IN FIELD.....

RESULTS.....

(See Document Card for M.H. Sheet and other Documents.)

REMARKS.

X

John Roger

Name **HAUGH**

Rank

pte

Reg. No. **3056935**Unit (8<sup>th</sup> Res Bn. pending return Canada)Next of Kin James Frederick Haugh, 64 Melbourne St Lindsay  
P.O. Box 65. / out. Canada

Date	Movement	Place	Casualty	List No.	Notified N/K O.	W.O. List
1918						
5	Com caught up	aldershot	Influenza	C 301		4526
	seriously ill					
20-11-18	no longer SER ILL			B 418	H 729	6247
19-2-19	126 C.A. Bramslott.	Pleurisy		C 444	H 729	7405
	SERIOUSLY ILL					
11-3.	still ser. ill.	Do		C 464	H 802	8035
20-3	Removed from SER ill list			C 470	H 820	8149
28-5-19	DANG ILL	"Pleurisy & Pericarditis"		C 523	H 965	9123
	5 <sup>th</sup> C.A. Kirkdale					
9-6-19	no longer DANG ILL					
	(still ser. ill)	Do		C 529	H 974	9218
10/6/19	Disal to Canada (Switz)	Do		C 532		9241
	S.L. 504	Do				







NAME Haugh, John Roger, REGT. No. 3056935,

RANK AND UNIT Pte. 8th Res. Bn.

NEXT OF KIN "father" James Frederick Haugh,  
P.O. Box 65. 64 Melbourne St. Lindsay Ont.

CABLE

NATURE OF CASUALTY

No.	DATE	NATURE OF CASUALTY
<sup>1-1.</sup> W.S.M. 483.	10-6-19.	Officer 1/c. 5 Can. Gen. Hosp. Liverpool reports improving slightly steadily awaiting invaliding to Canada.
<sup>1-6.</sup> W.S.M. 484.	11-6-19.	Removd. from Dang. ill list 5 Can. Hosp. Liverpool June 9th 1919.
<sup>1-3.</sup> W.S.M. 486.	14-6-19.	Invalided home June 10th 1919. <i>Died 23-1-22 - Pulmonic Phthisis, 21st Div. D.S.B.M. 4/29322.</i>

LIST No.

HOSPITAL

DATE OF  
ADMISSION

REMARKS





REGT'L. No. 3056935

NAME Haugh John Roger

H. Q. FILE NO 649

RANK AND CORPS Pte. 8th. Res Bn. form 801

FOLLOWS NO. 1  
59th R.D. FOLLOWS

CABLE

NATURE OF CASUALTY

NO.	DATE
3-4 Q 409	7-11-18
11-6 NLC 361(1)	6-11-18
11-6 WSM 250	22-12-18
11-3 N 625	15-1-19
11-3 NLC 413-1	14-1-19
9-2 N 729	20-2-19
11-3 NLC 644(1)	19-2-19
11-3 WSM 640	12-11-18
11-3 Eng. No. of kin	
L. L. 31493	M. & D. 8476

James Frederick Haugh  
P.O. Box 65, 64 Melbourne St.  
Lindsay Ontario

7-11-18 Ser. ill Connaught N. Aldershot  
6-11-18 Nov. 5th, 1918. "Influenza".

22-12-18 Condition unchanged.

15-1-19 Rem from ser ill list Connaught  
14-1-19 N. Aldershot Nov 20th 1918. just rept.

20-2-19 Ser. ill Mil N. Bramshott Feb 19, 1919. Pleurisy

19-2-19 Eng. MOK. also phone Mrs. Groves

12-11-18 WSM 6581 3-3-19 M. F. W. 42-100M.-28-11-17. Q. 3263  
H. Q. 1772-39-893.

LIST No.

HOSPITAL

DATE OF  
ADMISSION

REMARKS

C 464.	" <sup>12</sup> Can. Gen. Bramshott	Pres. rept. Lang. ill now "Ser. ill"	11-3-19.	Pleurisy,
C 470	Removed from Ser. ill list, 20-3-19.			"
C 523.	" <sup>5</sup> Can. Gen. Kirkdale Liverpool	Lang. ill.	28-5-19.	Pleurisy & Pericarditis
C 524.	" <sup>#5</sup> Can. Gen. Kirkdale Liverpool	Still Lang. ill.	31-5-19.	N. S.
C 529.	* <sup>5</sup> Can. Gen. Kirkdale Liverpool.	Removed from Lang. ill list 9-6-19.		
C 532.	ex <sup>5</sup> Can. Gen. Kirkdale	Invalided to Canada.	10-6-19.	" & " (Ser. ill)
				S. L. 504. M. D. 2.

NAME Haugh, John Roger

REGT. No. 15056935

RANK AND UNIT Pte. 8th Res Bn, form. C. O. R. 1st Dep Bn

NEXT OF KIN "father" James Frederick Haugh. 59th R.D.  
P.O. Box 65- 64 Melbourne St, Lindsay Ont.

CABLE

NATURE OF CASUALTY

No.	DATE	NATURE OF CASUALTY
2-2, U.S.M. 411,	9. 3-19.	See my tel. U.S.M. 410. no improvement.
4-3, U.S.M. 410.	10-3-19.	Off. i/e. Can. Mil. Hosp. Bramshott reports no improvement.
H.802	16-3-19	Still ser. ill. Can. Mil. H. Bramshott 12/3/19
H.820	24-3-19.	No longer ser. ill. Can. Mil. Hosp. Bramshott Mar. 20th. 1919.
H.965	31-5-19.	Haugh, ill. 5 Can. Hosp. Liverpool May 28th 1919, Pleurisy Pericarditis,
H.968	2-6-19.	Haugh, ill 5 Can H. Liverpool May 31st, 1919. U.S.M. 6702. 2-6-19

M. F. W. 42-100M.-8-18  
H.Q. 1772 39-393.

Eng. n. of kin also Mr. Groves Q/3263.

LIST No.

HOSPITAL

DATE OF  
ADMISSION

REMARKS



I.  
 \*Name HAUGH. John R Rank Pte. Regtl. No. 3056935  
 Original Present unit 8th Res. Bn / M. or S. Age 21 Religion Pres. Fyle Depot \_\_\_\_\_  
 Ref. H.Q. \_\_\_\_\_  
 Port, ship, and date of arrival Essequibo.  
 Next of kin Father. J.F. Haugh. 64 Melbourne St. Lindsay Ont. P.O. Box 65  
 Address on leave Same  
 Address on discharge Same  
 Transportation issued Yes \_\_\_\_\_ No \_\_\_\_\_ Date \_\_\_\_\_ Character on discharge \_\_\_\_\_  
 Previous occupation Machinis Date and place of enlistment 1-3-18 Kingston  
 Diagnosis Pleurisy Date of Medical Boards 13-12-19

Date. T.O.S.	Remarks.	Pt. 2 Order No.
11-6-19	Posted to Hosp. Sect. 21-6-19.	176
	Clear. Depot to S.M.H. 22-6-19	176
	Spadina to St. Andrews 26-6-19.	H.S. 179.
25-10-19	Subs. to 10-11-19. (St. And.)	H.S. 308

\*—Name will be given in full; surname first.

*W.D. submitted to P.O. Roll No 11* [OVER]

Date

Remarks.

Pt. 2 Order No.

22-12-19

St. And. to Cas. Co.

H.S. 353

22-12-19 S.O.S. DISCHARGED "MED.UNFIT"(TO TAKE FURTHER IN-PAT'T

TREAT'T WITH THE DEPT. OF S.C.R. ) NOT ENT'D TO W.S.G. OR

1/2 CLOTHING ALLOWANCE FROM THIS UNIT)

353

Surname Christian Name or Names Reg. No.  
 HAUGH J.R. 3056935

Rank Unit  
 Pte. 2nd C.O. 8 Res.

Cas. List.

5-11-18.

CONNAUGHT HOSP. ALDERSHOTT

6-11-18 C361 Influenza <sup>Re</sup> Ser. ill

14.1.19 C413 25. from Ser. ill list 20.11.18

19.2.19 CH411 12. C. G. Bramshott 19.2.19  
 (Pharyngitis Ser. ill)

14.3.19 CH64 Still Ser. ill 11.3.19

21.3.19 C470 Removed from Ser. Ill. 20.3.19

29.5.19 C523 5. C. G. H. Liverpool 28.5.19

+ Pericarditis - Dangerously Ill.

31.5.19 C524 Still dangerously ill 31.5.19

10.6.19 C529 Removed from Ser. Ill List 9.6.19

14.6.19 C532 Inv. to Canada 10.6.19

S.L. 504 M.D.2.

A.M.D. 2 Dept.

Bch. of D.G.M.S. O.M.F.C. London





Rank **59th Dr. and BN 2nd Coy** Name **Haugh, John, Roger,** Reg'l No. **3056935.**  
 Unit **Kingston, 1st March 1918,** If in perm. Corps, } Married or Single **Single,**  
 What Unit? }  
 Place and Date of Enlistment **Kingston, 1st March 1918,** Place of Birth **Lindsay Ont,**  
 Name and Address, Next-of-Kin **James, Frederick Haugh,**  
**64, Melbourne St, Lindsay Ont, P.O. Box 65** Relationship **Father.**  
 Assigned Pay Monthly \$ Payable to Relationship  
 Separation Allowance \$ Payable to Relationship  
 Discharge, Date and Place Reason Character **M.M. Cas**

*MX*  
*28/2/27*

N/E. R.B. No. **9459**  
 File R.L.  
 Character **M.M. Cas**

Report.		Record of promotions, reductions, transfers, casualties, etc., during active service. The authority to be quoted in each case.	Place.	Date.	REMARKS Taken from Official Documents
Date.	From whom received.				
					<b>Arrived in England. 15 8 18 8 8 NANKIN</b>
<b>21. 9. 18</b>	<b>8 Res</b>	<b>Taken on strength</b>	<b>Witley</b>	<b>15.8.18</b>	<b>DO 264.</b>
<b>7. 4. 19</b>	<b>2 BOARD.</b>	<b>J.O.S. from 8 Res Pm</b>	<b>Ripon</b>	<b>30.3.19</b>	<b>DO 79 (8 Res DO 89 30.3.19)</b>
		<b>S.L. 504</b>			
<b>14.6.19</b>	<b>2 BOARD.</b>	<b>Invalided to Canada.</b>	<b>Witley</b>	<b>10.6.19</b>	<b>6/1 P. 532.</b>
<b>21.6.19</b>	<b>2 BOARD.</b>	<b>S.O. on being Inv. to Can.</b>	<b>Witley</b>	<b>10.6.19</b>	<b>DO 131</b>
		<b>S.L. 504. M.S.2.</b>			



Date of Enlistment 1-3-18

MILITIA AND DEFENCE

Date of Assignment

Separation and Assigned Pay Branch

H

13227

1-July-18

OVERSEAS CONTINGENTS

RATE OF SEPARATION ALLOWANCE

25 <sup>00</sup>	30	1-9-18
------------------	----	--------

1-6-18 PAB OC 2753  
Mo 21220

RATE OF ASSIGNMENT

15 <sup>00</sup>		
------------------	--	--

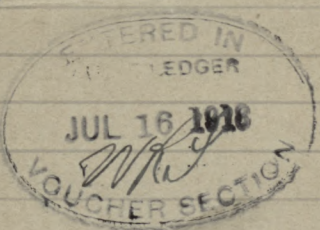
PARTICULARS OF SEPARATION ALLOWANCE

No. 3056935  
 Rank *Plu* Promoted Reverted Discharge  
 Soldier's Name *J R Haugh*  
 Battalion *2. Opt Mtn. 2, C. P. R. 59 Opt*  
 Beneficiary  
 Relationship  
 Address

PARTICULARS OF ASSIGNMENT

Name  
 Address  
 Change of Address  
 1 MRS. J. HAUGH, H13227  
 2 P.O. BOX 65,  
 LINDSAY, ONT. 15 15.00  
 3 % 3056935 PTE J.R. HAUGH  
 FIFTEEN DOLLARS  
 4

Date	Cheque No.	Amount S/A	Amount A/P	Total	REMARKS
1918					
July a	25763		15	15	8186-f-6 S. A to Mother from date of app 1-6-18 Ruling PAB 30-8-18 took 3-9-18 MR 05648 L 2767-75 - mail 6-9-18 adj fm 1-6-18 to 31-8-18
Aug d	31433		15	15	
Sept L	2767	75		75	
Sept C	38915	25	15	40	
Oct E	45806	25	15	40	
Nov C	53879	25	15	40	
Dec F	63629	45	15	60	
1919 Jan	73064	30	15	45	
Feb B	79886	30	15	45	
Mar G	85418	30	15	45	
Apr D	2602	30	15	45	
May R	6180	30	15	45	
June Q	9184	30	15	45	
		375	180	555	



M. F. W. 128  
 400M-6-17-1772-38-141  
 L. L. 2320-M. & D. 1983.

Acc Closed 30.6.19  
 Ret'd per Essequibo  
 Date 21.6.19 M.F.W. 127 MD-2  
 Clerk 27.6.19 W. Mungby  
 MR 05648

AUDITED.

AUTHORITY FOR NEW ACCT. N.R. M.D. 2. N. 3. R.F. Kaye 17-7-18



PROMOTIONS, REDUCTIONS AND REVERSIONS AFFECTING DAILY RATE OF PAY AND ALLOWANCES

REGT. NO. *3056935* RANK *Pte.* NAME (IN FULL) *Haugh, J.*  
 IF IN P.F. WHAT UNIT? *56 Melbourne St. Lindsay - Ont.*

M. OR S.  
 NEXT OF KIN RELATIONSHIP  
 ADDRESS  
 IS SEPARATION ALLOWANCE PAID? *Yes* DATE EFFECTIVE  
 TO WHOM PAID *Mrs. Jas. Haugh* RELATIONSHIP *Mother*  
 ADDRESS *56 Melbourne St. Lindsay - Ont.*

ORIGINAL UNIT C.E.F. PLACE OF ATTESTATION TRANSFERRED TO DATE AUTHORITY  
 DATE OF ATTESTATION *1-3-18* TRANSFERRED TO DATE AUTHORITY  
 ASSIGNED PAY \$ *15.<sup>00</sup>* DATE EFFECTIVE *1-7-19*  
 PAYABLE TO *Same* RELATIONSHIP ANY CHANGE IN ASSIGNEE OR ADDRESS  
 ADDRESS  
 STOP PAYMENT FORM ASSIGNED PAY RENDERED, DATE EFFECTIVE  
 DISCHARGED *S.C.R. Inpatient* PLACE DATE REASON AUTHORITY IF ENTITLED TO POST DISCHARGE PAY  
*22-12-19* *M.U.* *50.353* *No.*

MONTH	PAY AND F.A.		OTHER CREDITS		SEPTN ALICE		TOTAL CREDITS		ACQUITTANCE ROLLS			CASH PAYMENTS			ASSIGNED PAY		REGI-MENTAL CHARGES		OTHER CHARGES		TOTAL DEBITS		BALANCE		PARTICULARS OR REMARKS		
	NO. OF DAYS	RATE	AMOUNT		\$	C.	\$	C.	COL. NO. 1	COL. NO. 2	COL. NO. 3	COL. NO. 1	COL. NO. 2	COL. NO. 3	\$	C.	\$	C.	\$	C.	\$	C.	\$	C.			
			\$	C.																						\$	C.
<p align="center"><i>9<sup>50</sup> D. Bal. Recover from W.S.G.</i></p>																											
<i>15-11-19</i>	<i>122</i>	<i>1.<sup>00</sup></i>	<i>280</i>	<i>-</i>	<i>120</i>	<i>-</i>	<i>400</i>	<i>-</i>																			<p><i>W.S.G. 8.10</i></p> <p><i>A.R. DATE CK. No. CK. No.</i></p> <p><i>190 15 19 170292 170297</i></p> <p><i>202 29 19 174852 172170</i></p> <p><i>196-22-11</i></p> <p><i>OK 271 Feb 20 1793802</i></p>
			<i>280</i>	<i>-</i>	<i>120</i>	<i>-</i>	<i>400</i>	<i>-</i>																			<p><i>W.S.G. S.A.</i></p> <p><i>AMOUNT DUE SOLDIER DEPENDENT</i></p> <p><i>140 - 60 200 - 140 - 60</i></p> <p><i>70 - 30 300 - 70 - 30</i></p> <p><i>80 8 70 309 50 69 20 21 30</i></p> <p><i>90 50 400 - 0 - 0</i></p> <p><i>201 30 19870 400</i></p> <p><i>W.R.T.</i></p> <p><i>J. M. D. CAPT. MASTER, No. 2 DISTRICT DEPOT</i></p> <p><i>Clark</i></p> <p><i>McNab</i></p> <p><i>Wawa</i></p>

17000  
P. 103  
C. 103  
03

#1

"ESSEQUIBO" 21.6.19

45342

No. 2 DISTRICT DEPOT

AUDITOR [Signature] PAYMASTER [Signature]

PROMOTIONS, REDUCTIONS AND REVERSIONS AFFECTING DAILY RATE OF PAY AND ALLOWANCES

M. OR S.

REGT. NO.

3056935

RANK

Det

NAME (IN FULL)

HAUGH, J.

NEXT OF KIN

RELATIONSHIP

PARTICULARS

EFFECTIVE DATE

AUTHORITY

ORIGINAL UNIT C.E.F.

SCORN

IF IN P.F. WHAT UNIT?

(BLOCK LETTERS SURNAME FIRST)

ADDRESS

PLACE OF ATTESTATION

TRANSFERRED TO

DATE

AUTHORITY

DATE OF ATTESTATION

TRANSFERRED TO

DATE

AUTHORITY

IS SEPARATION ALLOWANCE PAID?

DATE EFFECTIVE

ASSIGNED PAY \$

DATE EFFECTIVE

TO WHOM PAID

RELATIONSHIP

PAYABLE TO

RELATIONSHIP

ANY CHANGE IN ASSIGNEE OR ADDRESS

ADDRESS

ADDRESS

STOP PAYMENT FORM ASSIGNED PAY RENDERED, DATE

EFFECTIVE

DISCHARGED

S.C.R. PLACE Impatient

DATE 22-12-19

REASON M.A.

AUTHORITY D.O. 353

IF ENTITLED TO POST DISCHARGE PAY ho

BALANCE FROM PREVIOUS ACCOUNT

MONTH	PAY AND F.A.		OTHER CREDITS		SEPT'N ALLCE.	TOTAL CREDITS		ACQUITTANCE ROLLS			CASH PAYMENTS			ASSIGNED PAY	REGI-MENTAL CHARGES	OTHER CHARGES	TOTAL DEBITS		BALANCE		
	NO. OF DAYS	RATE	AMOUNT			COL. NO. 1	COL. NO. 2	COL. NO. 3	COL. NO. 1	COL. NO. 2	COL. NO. 3	\$	C.				\$	C.	\$	C.	DEBIT
31.5.19	✓	110			166 02																
1.6.19	61	110	67 10		188 25	126788	123 386	122 264	50	93 25			45				74 87			15	
31-7.19	61	110	67 10	91 15	188 25	85 117	99 291	94 231	50	93 25			45				188 25				
Aug-31	31	110	34 10		64 10	124493	126718	123 292	10	9 10			45				64 10				
Sept	30	110	33 -		63 -	136 129	147 259	128 905	10	8 -			45				63 -				
Oct	31	110	34 10		64 10	15917	167 881	166 826	10	9 10			45				64 10				
Nov	30	110	33 -	13 60	76 60	19 062	174 080	172 124	20	11 60			45				76 60				
Dec	22	110	24 20	35 -	89 20	16 417	178 878	176 026	10	35 -			45		8 70		98 70		9 50		
			91 30	48 60	90 -	229 90			40	55 70			135 -		9 70		239 40		9 50		

T.O.S. # 619 P.A. 76  
SUBS. .... 10 ..... D.O. ....

Jan

Auto 25-10 to 10-11-19 D.O. 308

Beata Sa 9 days Dec

[Signature] CAPT. PAYMASTER, No. 2 DISTRICT DEPOT  
Carried to sheet no 2

Handwritten text, possibly a signature or date, located in the upper left quadrant of the page.

A horizontal red dashed line spanning across the middle of the page, likely serving as a separator or a guide.





ASSIGNED PAY. ENGLAND OR CANADA. SEPARATION ALLOWANCE. ENGLAND OR CANADA.

NAME:- HAUGH John Roger

EFFECTIVE DATE:- 1.7.18.

EFFECTIVE DATE:-

NUMBER:- 3056935.

AMOUNT:- 15<sup>00</sup>

AMOUNT:-

PARTICULARS OF RANK OR APPOINTMENT

AUTHORITY  
A.P. NOM. ROLL

July 1918 A.S.P. has been deducted in Canadian Pay lists for July 1918

NAME, ADDRESS, RELATIONSHIP & AUTHORITY { WHEN PAYEE OF A.P. IS THE SAME AS PAYEE OF S.A. THE WORD "SAME" ONLY TO BE WRITTEN IN THIS SPACE.

Mrs J. Haugh (mother)  
Box 63, Lindsay Ont.

AUTHORITY	DATE EFFECTIVE	RANK OR APPOINTMENT
L.P.C. from Canada	1.8.18.	Pte

Stopped Pay 1/6/19.

UNIT AND TRANSFERS

ORIGINAL UNIT:- Draft No. 59. 2 1/2 BOR.

DATE ACCOUNT FIRST OPENED:- 1.8.18.

AUTHORITY	DATE EFFECTIVE	DATE LEDGER SHEET T'S'D	UNIT TRANSFERRED TO
			St. Regis Canada

EXTRACTS FROM ACTIVE SERVICE PAY-BOOKS { UPON CLEARANCE OF VOUCHERS, ENTRIES WILL BE CANCELLED BY INSERTION OF DATE CHARGED IN RED INK

DATE OF PAYMENT	NUMBER OF A.R.	UNIT PAID BY	AMOUNT	DATE OF PAYMENT	NUMBER OF A.R.	UNIT PAID BY	AMOUNT
10/4	170	12th Cav Bn	1487				
1/5	321		1460				

DAILY RATES OF PAY AND ALLOWANCES

AUTHORITY	PAY	F.A.	P.F.A.	SUBS'CE ALL'CE
L.P.C. from Canada	1	10		

PARTICULARS OF RENDERING NON-EFFECTIVE: *Transf. Canada 16/19 St. R. Braw 105/15/19 Trans. to Trans L.P.C. Bal 166<sup>02</sup>*

MONTH	PARTICULARS	CR. 1	CR. 2	PARTICULARS	DR. 1	DR. 2	DR. 3	DR. 4	BALANCE	DEFERRED	SEPARATION
1918											
July 31	Bal. from Canada								3695		
Sept	P.P. Aug	3410		A.P.				15			
	Sept	33		A.P.				15			
				AR-4071-26/8/18-Frencham	487						
				✓ 4930-26/9-18-8 Reg.	487						
		6710			974			30	6431		
Oct.	P.P.	3410		A.P.				15			
				AR 5348-10/10/18	487						
				Q 334-4/10/18	178						
				AR 2806-27/10/18	973						
		3410			1638			15			
Nov	do	33		A.P.				15			
Dec	do	3410		do				15	10413		
1919		1920						30			
Jan	do	3410		A.P.				15			
		10120						45	12323		
Feb	do	3080		do				15			
Mar	do	3410		do				15			
				AR 4863-19/2/19-12th Cav	487				15326		
				" 5293-19/2/19 "	487				14839		
		6490			974			30			
Apr	P.P.	33		A.P.				15	16639		
		3410		A.P.				15	18544		
				AR 170-16/4/19-12th Cav	487				18062		
				" 321-11/5/19 "	1460				16602		
		6710			1947			30			

14839 -  
6710 -  
-----  
21549 -  
30 -  
-----  
18549 Led.

487  
1460  
-----  
1947  
1947 -  
-----  
16602

Shumail  
3-5-19

Baker  
Ford

